







# Comparison cable glands serie 80/81 with Progress EMC

existing 80/81			Progress EMC			Progress EMC					
AGRO No.			AGRO No.			AGRO No.					
1005.80	M6x1	2.0-3.2	1080.08.035	M8x1.25	2.5-3.5						
			1180.08.035	M8x1.25	2.5-3.5						
1006.80	M8x1.25	3.0-5.0	1080.08.040	M8x1.25	3.0-4.0						
			1180.08.040	M8x1.25	3.0-4.0						
			1080.10.040	M10x1.5	3.0-4.0						
			1180.10.040	M10x1.5	3.0-4.0						
1007.80	Pg7	5.0-6.5	1080.10.060	M10x1.5	4.0-6.0	1080.07.060	Pg7	4.5-6.0			
			1180.10.060	M10x1.5	4.0-6.0	1180.07.060	Pg7	4.5-6.0			
1007.81	Pg7	5.0-7.0	1080.12.060	M12x1.5	4.5-6.0						
			1180.12.060	M12x1.5	4.5-6.0						
			1080.12.075	M12x1.5	6.0-7.5				1080.07.075	Pg7	6.0-7.5
			1180.12.075	M12x1.5	6.0-7.5				1180.07.075	Pg7	6.0-7.5
1009.80	Pg9	6.0-8.0	1080.17.080	M16x1.5	6.0-8.0	1080.09.080	Pg9	6.0-8.0			
			1180.17.080	M16x1.5	6.0-8.0	1180.09.080	Pg9	6.0-8.0			
1009.81	Pg9	7.0-10.0	1080.17.100	M16x1.5	8.0-10.0	1080.09.100	Pg9	8.0-10.0			
			1180.17.100	M16x1.5	8.0-10.0	1180.09.100	Pg9	8.0-10.0			
						1080.11.085	Pg11	5.5-8.5			
1011.80	Pg11	9.0-12.0	1080.20.110	M20x1.5	8.0-11.0	1080.11.120	Pg11	8.5-12.0			
			1180.20.110	M20x1.5	8.0-11.0	1180.11.120	Pg11	8.5-12.0			
						1080.13.110	Pg13	8.0-11.0			
1013.80	Pg13.5	11.0-15.0	1080.20.140	M20x1.5	11.0-14.0	1080.13.140	Pg13.5	11.0-14.0			
			1180.20.140	M20x1.5	11.0-14.0	1180.13.140	Pg13.5	11.0-14.0			
			1080.25.160	M25x1.5	13.0-16.0	1080.21.160	Pg21	13.0-16.0			
			1180.25.160	M25x1.5	13.0-16.0	1180.21.160	Pg21	13.0-16.0			
1013.81	Pg13.5	15.0-20.5	1080.25.190	M25x1.5	16.0-19.0	1080.21.190	Pg21	16.0-19.0			
			1180.25.190	M25x1.5	16.0-19.0	1180.21.190	Pg21	16.0-19.0			
			1080.32.210	M32x1.5	18.0-21.0	1080.29.230	Pg29	19.0-23.0			
			1180.32.210	M32x1.5	18.0-21.0	1180.29.230	Pg29	19.0-23.0			
1016.80	Pg16	11.0-15.0	1080.20.140	M20x1.5	11.0-14.0	1080.16.140	Pg16	11.0-14.0			
			1180.20.140	M20x1.5	11.0-14.0	1180.16.140	Pg16	11.0-14.0			
						1080.16.110	Pg16	8.0-11.0			
1016.81	Pg16	15.0-20.5	1080.25.160	M25x1.5	13.0-16.0	1080.21.160	Pg21	13.0-16.0			
			1180.25.160	M25x1.5	13.0-16.0	1180.21.160	Pg21	13.0-16.0			
			1080.25.190	M25x1.5	16.0-19.0	1080.21.190	Pg21	16.0-19.0			
			1180.25.190	M25x1.5	16.0-19.0	1180.21.190	Pg21	16.0-19.0			
			1080.32.210	M32x1.5	18.0-21.0						
			1180.32.210	M32x1.5	18.0-21.0						
1021.80	Pg21	15.0-20.5	1080.25.190	M25x1.5	16.0-19.0	1080.21.160	Pg21	13.0-16.0			
						1180.21.160	Pg21	13.0-16.0			

			1180.25.190	M25x1.5	16.0-19.0	1180.21.190	Pg21	16.0-19.0
			1080.32.210	M32x1.5	18.0-21.0			
			1180.32.210	M32x1.5	18.0-21.0			
1021.81	Pg21	21.0-25.5	1080.32.250	M32x1.5	21.0-25.0			
			1180.32.250	M32x1.5	21.0-25.0			
						1080.29.230	Pg29	19.0-23.0
						1180.29.230	Pg29	19.0-23.0
1029.80	Pg29	21.0-25.5	1080.32.250	M32x1.5	21.0-25.0	1080.29.255	Pg29	23.0-25.5
			1180.32.250	M32x1.5	21.0-25.0	1180.29.255	Pg29	23.0-25.5
1036.80	Pg36	26.0-30.0	1080.40.285	M40x1.5	24.0-28.5	1080.36.305	Pg36	25.0-30.5
			1180.40.285	M40x1.5	24.0-28.5	1180.36.305	Pg36	25.0-30.5
			1080.40.320	M40x1.5	28.5-32.0			
			1180.40.320	M40x1.5	28.5-32.0			
1036.81	Pg36	31.0-35.0	1080.40.320	M40x1.5	28.5-32.0	1080.36.350	Pg36	30.5-35.0
			1180.40.320	M40x1.5	28.5-32.0	1180.36.350	Pg36	30.5-35.0
			1080.50.370	M50x1.5	33.0-37.0			
			1180.50.370	M50x1.5	33.0-37.0			
1042.80	Pg42	35.0-45.0	1080.50.370	M50x1.5	33.0-37.0	1080.42.370	Pg42	33.0-37.0
			1180.50.370	M50x1.5	33.0-37.0	1180.42.370	Pg42	33.0-37.0
			1080.63.460	M63x1.5	40.0-46.0	1080.42.410	Pg42	37.0-41.0
			1180.63.460	M63x1.5	40.0-46.0	1180.42.410	Pg42	37.0-41.0
1048.48.80	Pg48	34.0-42.0	1080.50.370	M50x1.5	33.0-37.0	1080.48.430	Pg48	39.0-43.0
			1180.50.370	M50x1.5	33.0-37.0	1180.48.430	Pg48	39.0-43.0
			1080.50.410	M50x1.5	37.0-41.0			
			1180.50.410	M50x1.5	37.0-41.0			
1048.48.81	Pg48	42.0-49.0	1080.63.460	M63x1.5	40.0-46.0	1080.48.465	Pg48	43.0-46.5
			1180.63.460	M63x1.5	40.0-46.0	1180.48.465	Pg48	43.0-46.5
			1080.63.500	M63x1.5	46.0-50.0			
			1180.63.500	M63x1.5	46.0-50.0			
1048.80	G2"	34.0-42.0	1080.50.370	M50x1.5	33.0-37.0			
			1180.50.370	M50x1.5	33.0-37.0			
			1080.50.410	M50x1.5	37.0-41.0			
			1180.50.410	M50x1.5	37.0-41.0			
1048.81	G2"	42.0-49.0	1080.63.460	M63x1.5	40.0-46.0			
			1180.63.460	M63x1.5	40.0-46.0			
			1080.63.500	M63x1.5	46.0-50.0			
			1180.63.500	M63x1.5	46.0-50.0			

10XX.XX.XXX Short entry thread

11XX.XX.XXX Long entry thread