


Appendix A3 Selection Table



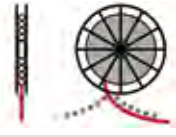
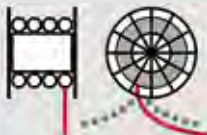
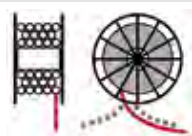





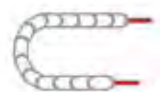
A3: Conveyer Cables

Application Criteria	Cable and Lead Designation										
	ÖLFLEX® CRANE	ÖLFLEX® LIFT F	ÖLFLEX® CRANE F	ÖLFLEX® CRANE CF	ÖLFLEX® LIFT	ÖLFLEX® LIFT T	ÖLFLEX® LIFT S	ÖLFLEX® CRANE 2S	ÖLFLEX® CRANE NSHTÖU	ÖLFLEX® CRANE VS (N)SHTÖU	ÖLFLEX® CRANE PUR
Temperature range											
+90° C											
+80° C	■	■	■	■							■
+70° C		■			■	■	■	■			
+60° C									■	■	
+5° C											
0° C		■									
-5° C											
-10° C											
-15° C		■			■	■	■	■			
-20° C											
-25° C	■		■	■					■	■	
-30° C											
-40° C	□	□							□	□	■
Standards											
Based on VDE/HAR/DIN	●	●	●	●			●	●		●	●
With VDE approbation									●		
With VDE-Registrierung					●	●					
With HAR-Approbation											
Flame retardant acc. to IEC 60332.1-2	●	●	●	●	●	●	●	●	●	●	●
Application											
For cable trolley guide systems	●	●	●	●							
Positive guidance over rollers, motor drums											see separate selection table "Applications" A3
Reeling re-routing under tension											see separate selection table "Applications" A3
For freely suspended application in lift/conveying system	○	○			●	●	●				
For freely suspended application with additional load	●							●	○	○	
For indoor application	●	○	●	●				○	●	●	●
For short travel distances indoors	●	●	●	●	●	●	●	●	●	●	●
For short travel distances outdoors	●	●	●	●				●	●	●	●
For use in power chains											see separate selection table "FD"-cables A2
Bending radius											
5 x D									●		
6.5 x D									●		
7.5 x D									○	●	●
10 x D		●	●	●							
12.5 x D	●										
15 x D											
20 x D					●	●	●	●			
Nominal voltage											
300/500 V	●	●	●	●	●	●	●	●			
450/750 V		●									
600/1000 V									●	●	●
Make-up											
PVC		●			●	●	●	●			
Rubber	●		●	●					●	●	
Support core: hemp rope/textile rope	●				●	●					
Support core: steel rope, internal							●				
Support core: steel rope, external								●			
Support core: Kevlar rope					●	●			●	●	
Outer sheath supporting braid									●	●	●
PVC sheath		●									
PVC sheath cold flexible		●			●	●	●	●			
Rubber sheath	●		●	●					●	●	

● = Principal application
○ = Application not customary, but possible, or alternative design available in the range

■ = Temperature range for flexible laying
▣ = Temperature range for static and flexible laying
□ = Temperature range for static laying

ÖLFLEX®
UNITRONIC®
ETHERLINE®
HITRONIC®
EPIC®
SKINTOP®
SILVYN®
FLEXIMARK®
ACCESSORIES
APPENDIX

Application Criteria		Cable and Lead Designation										
		ÖLFLEX® CRANE NSHTÖU	ÖLFLEX® CRANE VS (N)SHTÖU	ÖLFLEX® CRANE PUR	ÖLFLEX® CRANE	ÖLFLEX® CRANE CF	ÖLFLEX® CRANE 2S	ÖLFLEX® LIFT	ÖLFLEX® LIFT T	ÖLFLEX® LIFT S	ÖLFLEX® CRANE F	ÖLFLEX® LIFT F
Festoons					●	●					●	●
Cable winding reels light stress level (Monospiral installation - stacked)		●	○	●								
Cable winding reels medium stress level (Multispiral installation - single-layer)		●	○	●								
Cable winding reels high stress level (Multispiral installation - multi-layer)			●	●								
Cable winding reels vertical laying			●	●								
Cable tender systems (horizontal)			●	●								
Cable tender systems (vertical)				●								
Guide pulley systems			●	●								
Push buttons			●	●			●					
Power chains		○	○	●	○						○	○
Elevator/Lift								●	●	●	●	●

● = Main application
 ○ = Suitable application

ÖLFLEX® | UNITRONIC® | ETHERLINE® | HITRONIC® | EPIC® | SKINTOP® | SILVYN® | FLEXIMARK® | ACCESSORIES | APPENDIX