


# Power, Light & Sound

## Cables, Connectors, Accessories



LAPP products are available from  
**MARYLAND METRICS**

P.O. Box 261 Owings Mills, MD 21117 USA  
ph:(410)358-3130 (800)638-1830  
fx:(410)358-3142 (800)872-9329  
RFQ form: <http://mdmetric.com/rfq.htm>

 **LAPP GROUP**

Lapp Index Page: <http://mdmetric.com/elect/contents.htm>

# Lapp Kabel in Germany

Lapp Kabel is one of the foremost suppliers of cables and cable accessories worldwide. In 1957, company founder Oskar Lapp developed **ÖLFLEX®**, the first industrially manufactured control cable in the world. Today, cables are available for mechanical engineering, the automotive industry, measurement and control technology, electrical and installation engineering, EDP and many other fields of applications.

Lapp Kabel products are mainly manufactured at the Lapp Group production units. As a result, at present more than 40.000 different standard items are ready ex-works.

For customer-related solutions, special cables and conduits are designed and manufactured separately.

Short distances and proximity to our customers ensure a closely meshed distribution network, even outside Germany.

Technically competent company representatives, who have been trained at our company headquarters in Stuttgart, impart their expertise on site. Country-specific approvals and certifications permit problem free use of our products worldwide.



The Lapp Kabel headquarter in Stuttgart-Vaihingen.



The Lapp Center in Stuttgart-Vaihingen

## Our headquarter

### U. I. Lapp GmbH

Schulze-Delitzsch-Straße 25  
D-70565 Stuttgart  
Tel. 00 49 (0)7 11/78 38-3140  
Fax 00 49 (0)7 11/78 38-49 20  
Internet: [www.lappgroup.com](http://www.lappgroup.com)

### Hanover branch

Wiesenaer Straße 2  
D-30179 Hannover  
Tel. 00 49 (0)5 11/37 29 3-0  
Fax 00 49 (0)5 11/37 29 3-30

## Our business hours

### Sales/Germany:

Mon - Thu 7.00 - 18.00 h  
Fri 7.00 - 16.00 h

### Self collection:

Mon - Fri 7.00 - 19.00 h

### Export:

Mon - Thu 7.00 - 18.00 h  
Fri 7.00 - 17.00 h

### Call-Center:

Mon - Fri 7.00 - 20.00 h  
Sat 8.00 - 12.00 h

## The Lapp Test Centre

Our Test Centre with its extremely high demands on material testing and quality assurance is another surety of the crucial headstart of our products. The capability of all Lapp Group developments is tested here in hard endurance

tests. For example, we subject our highly flexible cables to millionfold bending cycles at different speeds and with extreme bending radii. Only what the "torture chamber" survives is good enough to be accepted in the program.



55 m endurance test unit for testing highly flexible power chain cables.

# Table of Content

## Power, Light & Sound Cables, Connectors, Accessories

Lapp Kabel in Germany	4	ÖLFLEX® CLASSIC 100 BK POWER 0.6/1 kV / 100 CY	20
The Lapp Group worldwide	5	H07ZZ-F	22
Our international brands	6	ÖLFLEX® POWER REFLEX TR	23
Customized cables	8	UNITRONIC® SPEAKER LIYY BK / LIYCY TR / LIHH BK	24
Inquiry formular for customized cables	9	UNITRONIC® SPEAKER X-FLEX P H BK / X-FLEX CP H BK	25
Woven cables	10	UNITRONIC® SPEAKER TR / FLAT TR / REFLEX TR	26
HITRONIC® GOF cable drum	11	UNITRONIC® MICROPHONE BK	27
HITRONIC® GOF Power Chain Cable	12	UNITRONIC® DMX (AES/EBU) PiMF CY BK / UNITRONIC® DMX (AES/EBU) PUR PiMF C BK	28
HITRONIC® accessories and more	13	UNITRONIC® AUDIO AES/EBU (TP) PiMF	29
EPIC® – robust connectors for stage technology	14	UNITRONIC® VIDEO FLAT / VIDEO RL BK	31
SKINTOP®, SKINDICHT®, FLEXIMARK®, SILVYN® and accessories	16	UNITRONIC® Combi cable	32
ÖLFLEX® connecting and control cables	18	Premade cables	34
ÖLFLEX®, SPIREX®, SILFLEX® and more	19		

# Lapp Kabel in Germany

## Powerful brands in a powerful program

- Pioneering market leaders
- Expertise and solutions for many industries and markets
- Innovative technologies
- Highest quality
- Extensive product range for standard and tailor-made solutions
- Over more than 45 years of manufacturing experience

## Perfect products, complete systems

- Tailor-made for excellent fit
- Perfectly matching cables and connectors
- System solutions for immediate deployment
- Effective with fast assembly
- Economical with simplified warehouse storage

## The Lapp Group offers more than cabling

- Wires and cables
- Cable glands
- Cable accessories
- Industrial connectors
- Cable marking systems
- Cable systems
- Machines for cable and cable handling
- Communication technology
- Comprehensive range of services



## Fast delivery, state-of-the-art logistics

- Constant availability, owing one of the industry's largest warehouses
- Delivery within 24 hours
- Worldwide sales network
- Innovative customer services

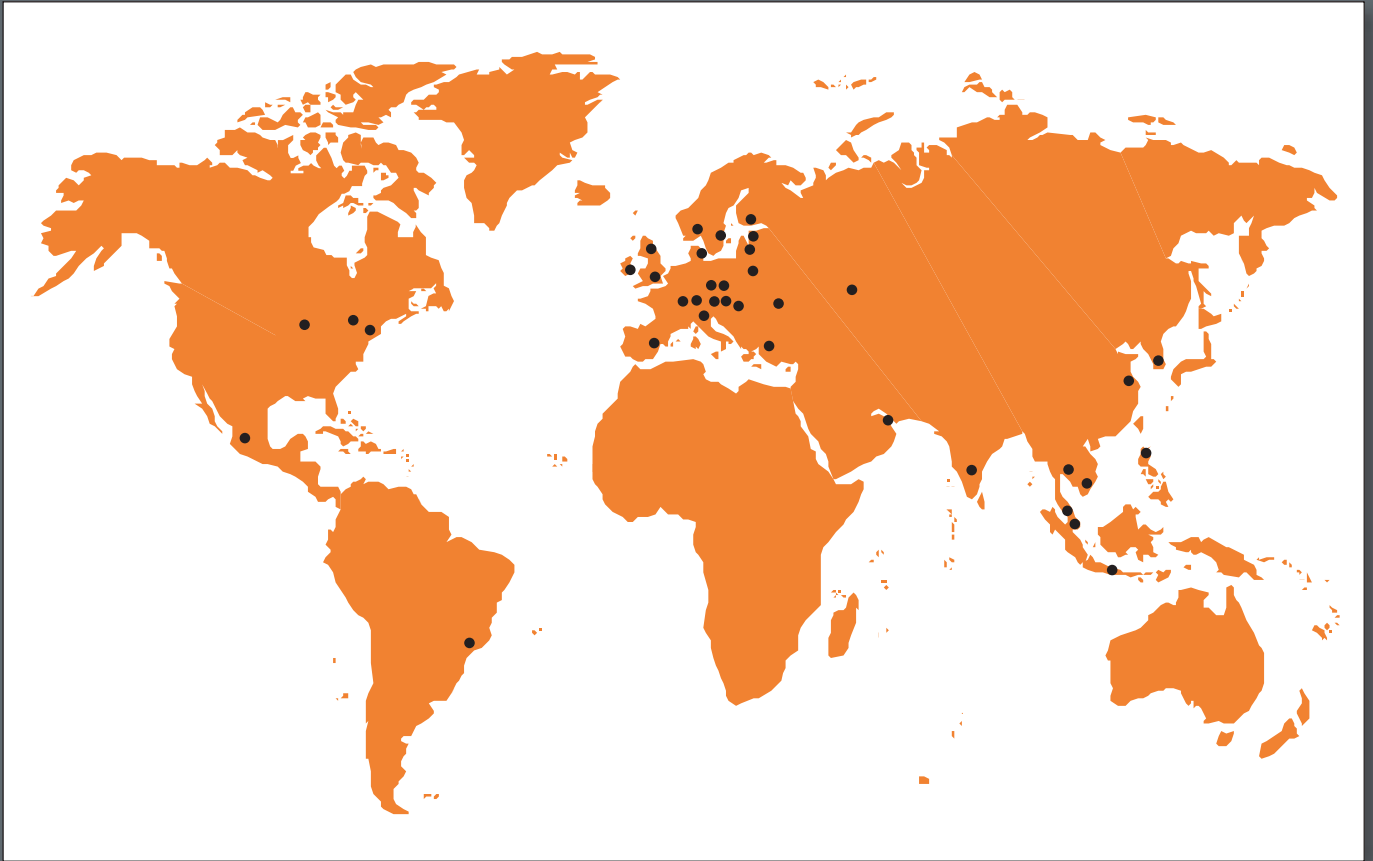
## Everything from a single source

- Convenient and time-saving
- Full range of products and services
- Direct contacts for your solutions
- One group, one number, one call




# The Lapp Group worldwide

15 production sites worldwide in America, Europe and Asia.



Headquarter in Stuttgart-Vaihingen



USA



Singapore



India



France



Austria

# Our international brands

## ÖLFLEX® Connection and control cables



ÖLFLEX® is used in machinery, machine tools, system and appliance engineering, measuring, control, heating and air conditioning technologies. For permanent connections or in cable chains, halogen-free or internationally certified, you can choose from our comprehensive range of standard products.

## HITRONIC® Fibre optic cables



HITRONIC® fibre optic cables are designed to transfer large volumes of data. Communications media via fibre optics are fast, efficient, and secure. Not even electromagnetic interference can affect HITRONIC® fibre optic cable. The HITRONIC® range of products includes cables for office communications, industrial applications, simplex, duplex, hybrid wiring, or cable chain applications.

## UNITRONIC® Data cables



Lapp produces a full range of data cables for fast and secure transfers of large volumes of data. From machine electronics and bus systems to super-fast LAN data networks or highly-versatile applications: We have the data cables you need for virtually any situation.

## SKINTOP® Cable glands



SKINTOP® cable glands guarantee secure connections every time. Simply thread the cable and twist. That's all! Your cables are perfectly centered, secured, hermetically sealed, and ready for action. Choose from a wide range of models in plastic or brass, for EX and EMC applications, halogen-free types or anti-kink protection, metric, PG or NPT.

## SILVYN® Cable protection and guiding systems

In many applications cables have to be additionally protected against mechanical and chemical stress. For this type of application, Lapp Kabel can supply the universal **SILVYN®** protective cable conduit program. Cable conduits manufactured from metal or plastic material, which can be used with matching glands to form a perfect system connection. The complete system results in all round protection for cables in indoor and outdoor installations. With **SILVYN® CHAIN**, Lapp Kabel's widely variable programme of power chains we offer both cable protection and guidance for highly dynamic applications.



## FLEXIMARK® Marking systems

Labels on single cores, cables, and control cabinets need to remain legible for years to come. This is the best way to keep things well organized and avoid potential problems. From plastic to durable stainless steel, manual or electronic identification, with **FLEXIMARK®** you can be sure that your labels will last a lifetime.



## ETHERLINE® Industrial Ethernet components

The Lapp Group is now in a position to offer comprehensive system solutions in the field of industrial networking. Its Factory Automation division supplies active network components that are used to supplement existing cable and plug technologies. These include services and security systems incorporating firewall solutions, in addition to distribution components such as switches, routers, cables and plug connectors. For its industrial customers, all of this means that a solution from the Lapp Group represents a considerable step forward in terms of security, safety and availability.



## EPIC® Industrial connectors

When we talk about secure connections, you can take us at our word. **EPIC®** industrial connectors produce an absolutely secure connection in combination with **ÖLFLEX®** cables. We provide the right contact for all your needs: From rectangular or circular connectors, to housings, inserts, contacts and accessories, bus or fibre optic cable applications.




# Customized cables

## Special cables for complex applications

You don't find the right cable within the 40.000 standard products in the Lapp cable range for your specific application problem? No Problem! We are specialists for superior individual solutions in the range of special cables. With our own research and development centre we are prepared to meet even the most sophisticated requirements. Our experts are able to advise you on site and create together with you the optimized solution. Our cables are made of different materials (PVC, PUR, TPE, FEP, PTFE etc.)

and base on our high technical know-how. In co-operation with our test-centre the products are tested in an extended way to make sure that the performance meets your demand.

For inquiries to customized products please contact our specialists.



## Production according to customer requirement

We develop and produce cables with different cross-sections and twisting technique. We optimize your cable in outer diameter and design for high numbers of bending cycles or small bending radii, for high tensile or pressing stress, or for usage in highly aggressive chemicals, water or oils. Also for the screening technique we are flexible – e.g if foil, screen or spiral shield.

Our product portfolio includes:

- Control cables
- Data cables
- Bus cables
- Computer cables
- Servo cables
- Cables for high temperature
- Flame retardant cables
- Hybrid cables
- International approved cables
- Extension- and compensating cables
- Cables for robotics
- Cables for drum reeling
- For high mechanical stress
- Lift cables
- Highly flexible cables for power chains
- Screened cables
- Combined cables with compressed air-hose or data cables

## Certification

Our production and tests strictly comply with national and international standards. Certifications are available on request.

# Request for customized development

## Special cable

light-sound@lappgroup.com

Fax +49 (0)711/78 38 - 10 60

### Application

- indoor
- outdoor
- fixed installation
- flexible
- highly flexible
- min. bending radii: \_\_\_\_ x  $\varnothing$
- resistant against:  
\_\_\_\_\_  
\_\_\_\_\_  
\_\_\_\_\_

### Temperature range

- permanent temp. \_\_\_\_°C
- short-time temp. \_\_\_\_°C

### Stranding

- copper - bare
- copper - tinned
- copper - \_\_\_\_\_
- solid
- flexible
- highly flexible

### Core insulation

- PVC
- PUR
- TPE-E
- TPE-O
- TPE-S
- rubber
- silicone
- PTFE
- ETFE
- \_\_\_\_\_

### Strain relief

- no
- core
- filling elements betw.the cores
- screen
- kevlar
- hemp
- steel
- \_\_\_\_\_

### Twisting

- in layer
- in pairs
- unit
- \_\_\_\_\_

### Part - screening

- no
- copper - tinned
- copper - bare
- layer of copper wires
- copper braid
- aluminium - foil

### Inner-sheath

- no
- PVC
- PUR
- TPE-E
- TPE-O
- TPE-S
- rubber
- silicone
- PTFE
- ETFE
- \_\_\_\_\_

### Core identification

- bk with wh no.
- with gn/ye
- without gn/ye
- DIN 47100
- colour code: \_\_\_\_\_

### Overall screening

- no
- copper - tinned
- copper - bare
- layer of copper wires
- copper braid
- aluminium - foil

### Dimension

(No. of cores x  $\varnothing$ )

\_\_\_\_\_

### Outer sheath

- PVC
  - PUR
  - TPE-E
  - TPE-O
  - TPE-S
  - rubber
  - silicone
  - PTFE
  - ETFE
  - \_\_\_\_\_
- colour of sheath: \_\_\_\_\_  
similar to RAL: \_\_\_\_\_  
outer diameter- $\varnothing$ : \_\_\_\_\_mm  
printing: \_\_\_\_\_

### Halogen-free

- yes
- no

### Flame retardant according

\_\_\_\_\_

Date \_\_\_\_\_

Company/Department \_\_\_\_\_

Name \_\_\_\_\_

Street/City/State/Zip \_\_\_\_\_

Phone/Fax \_\_\_\_\_

E-Mail \_\_\_\_\_

Customer code \_\_\_\_\_

### Electrical features

- operating voltage \_\_\_\_\_
- test voltage \_\_\_\_\_
- impedance \_\_\_\_\_
- capacity \_\_\_\_\_

### Approval

- VDE
- UL/CSA
- other \_\_\_\_\_

### Demand

\_\_\_\_\_ km

### Pricing:

\_\_\_\_\_ /km





U.I. Lapp GmbH · Schulze-Delitzsch-Str. 25 · D-70565 Stuttgart  
Tel. 0711/7838-01 · Fax 0711/7838-2640 · www.lappkabel.de  
Ein Unternehmen der Lapp Gruppe

# Woven cables

## Woven cables supplying applications of moving equipment on stage, e.g. lighting and technique (acc. DIN VDE 0250 part 802)

Operas, theatres or convention centres needs many cables for on stage application like lighting, data and communication transmission. Woven flat cable is a structured band. Most part of physical stress can be absorbed. Thereby the flexibility of the woven cable remains constant. A permanent

linear filing of the band into a cable basket is guaranteed. It is possible to produce 800 mm (width) woven cables. Additional to flat structured woven cables it is realisable to produce bands in spiral design with a maximal width of 80 mm.




### Features

- individual configurable with different materials, also for pneumatics and fluids
- highly flexible
- space saving
- compact structure
- absorption of physical stress due to woven structure even for long elevating distances on stage
- noiseless filing
- burning test according DIN EN 50 266-2-4:2001 on request
- Smoke density according EN 50268-2 on request

### References

e.g. State Opera Munich, Lettish National Theatre Riga, Opera Bruges, Opera Helsinki, Theatre of Linz, Hallenstadion Zurich



## Application

Fast, flexible and mobile solution for installation of temporary applications. The premade fibre optic cable drum is usable for events, outside broadcast, conferences, exhibitions and fairs for transmission of data-, audio- and video signals.

## Worth knowing

The outer sheath is made of tear-resistant flame-retardant PUR material. The cable is highly flexible and thus good for drums. In combination with the high quality drum it is ideal for mobile usage.

## Advantage


- Low weight
- Saves space
- EMC-compliant
- No potential separation
- Easy handling
- High flexibility
- Fast winding
- High security


## Cable Make-up


- Multimode fibre 50/125 µm
- 2 x SC DUPLEX coupling (drum)
- 2 x SC DUPLEX Connector
- three lengths
- delivery incl. protection and strain relieving elements.



## Technical Data

 Permissible bending radius:  
100 mm

 Temperature range:  
Operation: -30°C up to +70°C  
Laying: -5°C up to +70°C

 Permissible tensile force:  
800 N

Part number	Part	Fibre type	Numbers of fibres	Length	Weight kg/km approx.
2444 1101	HITRONIC® GOF cable drum 2xSC DUPLEX 50 m	50/125	4	50	7,5
2444 1102	HITRONIC® GOF cable drum 2xSC DUPLEX 150 m	50/125	4	150	10,5
2444 1103	HITRONIC® GOF cable drum 2xSC DUPLEX 250 m	50/125	4	250	13,7

# HITRONIC® GOF Power Chain Cable

FD-Series for industrial applications



## Application

The extremely flexible FD series is used everywhere where highly-flexible cables are needed for optical data transmission. The FD series from Lapp Kabel has proven itself in industrial use in power chains and in mobile use. All of the advantages of the FD series can be realised here, such as low weight, small dimensions, and no susceptibility to electromagnetic fields.

## Special feature

The outer sheath is made of tear-resistant flame-retardant PUR material. The FD series is highly flexible and thus good for drums and is suitable for mobile use.

## Note


The optical values for the fibre data are listed in the table at page 374 in the main catalogue 2007.


## Cable Make-up


The fibres are located in an unfilled, colour-coded hollow cores. Aramide fibres are used as strain relieving elements, and each hollow core is woven with strain relieving elements. The individual cores are twisted around a central element. A flame-retardant outer sheath made from PUR gives the cable the necessary strength and flexibility.

## Technical Data

Standard designation  
AT-VQ(ZN)11Y

 Temperature range  
Operation: -30 °C to +70 °C  
Laying: -5 °C to +70 °C

 Permissible bending radius  
100 mm

 Permissible tensile force  
800 N

Part number	Part	Number of fibres	Tension load capacity in N	Outer diameter in mm max.
2180 7048	HITRONIC® FD Power Chain Cable 4 G 50/125	4	800	5,8
2180 7047	HITRONIC® FD Power Chain Cable 6 G 50/125	6	800	6,3
2180 7045	HITRONIC® FD Power Chain Cable 4 G 62,5/125	4	800	5,8
2180 7050	HITRONIC® FD Power Chain Cable 6 G 62,5/125	6	800	6,3

The cables can also be supplied as cut-to-measure fibre optical trunks.  
On request, also available with 8 fibres.

## Glass optical fiber GOF-Toolbox for handling of Multimode.

With the GOF-toolbox you are able to produce your own GOF-connection or to repair damaged fiber optic cables. All tools and implements are clearly arranged and placed safe. Very important

is the possibility to produce professional results without electrical power at building site. A independent gas heater is also included within this set. We like to show you the toolbox personally. Don't hesitate to contact our specialists of department network engineering/optical fiber.



Part number	Part designation	Unit (Piece)
910002	<b>GOF-toolbox</b>	
	<b>Connector Multimode</b>	
9307	ST connector for 50 µm or 62,5 µm	50
93071	GOF crimping ring 3 mm	50
93072	GOF-bending security black	50
CE9406	SC Duplex connector for 50 µm or 62,5 µm	20

## Polymer Optical Fiber All you need for processing POF ...

To process POF and our portfolio of connectors with the appropriate tools – NOTHING IS EASIER !!!

We offer also HFBR or F-05 connectors as well as connectors for thicker cable diameters (3,6 and 6,0 mm), coupling elements for F-SMA and B-FOC (ST) or POF measure equipment on demand.

Part number	Article	Unit
	<b>F-SMA connectors</b>	
21900178	POF 2,2 Crimp-SMA-R Metal with spout (knurled nut)	4
21900174	POF 2,2 Crimp-SMA-S Metal with spout (hex nut)	4
21900179	POF 2,2 Clamp-SMA with spout (knurled nut)	4
	<b>B-FOC (ST) connector</b>	
21900172	POF 2,2 Crimp-ST with spout (knurled nut)	4
21900170	POF 2,2 Clamp-ST with spout (knurled nut)	4
	<b>Processing tools for POF</b>	
21920051	Cutter	1
21920030	Stripping tool small 2,2	1
21920040	Kevlar scissors	1
21920017	Fiber crimp: four indent crimping pliers *	1
61813800	Insulation crimp: Crimping tool PEW 12 (without insert) *	1
61813815	Insert PEW 12.120 for crimping tool PEW 12 *	1
21920050	Polishing wheel F-SMA	1
21920055	Polishing wheel B-FOC (ST)	1
21920060	Polishing paper 600	4
21920001	Fiber cutter 2,2 Plus (cutting and stripping without polishing) **	1

\* Required only for crimp connectors.

\*\* Due to the usage of HITRONIC® Fiber cutter 2,2 Plus the polishing wheel and paper is not required.

## Inserts and Contacts

**H-BE 24 screw**  
24 contacts  
500V/16A



**H-B24 wire spring**  
24 contacts  
500V/16A



**H-D 64 crimp**  
64 contacts  
250V/10A



**H-DD 108 crimp**  
108 contacts  
250V/10A



Part number	version	packing unit
<b>Inserts and Contacts</b>		
10196000	Male insert	5
10197000	Female insert	5
10400300	Male insert	5
10401300	Female insert	5
11272000	Male insert	10
11273000	Female insert	10
11285300	Male insert	5
11286300	Female insert	5

H-BE inserts come with contacts included

Part number	Part number	part	packing unit	wire gauge (mm²)
<b>Male contact</b>		<b>Female contact</b>		
13162500	13163500		100	0,14-0,37 mm²
13162600	13163600		100	0,5 mm²
13162700	13163700		100	0,75-1,0 mm²
13162800	13163800		100	1,5 mm²
13162900	13163900		100	2,5 mm²
11147000		Crimp tool		
11147100		Crimp dies		
11147200		Locator		
11161000		Removal tool		

## Housing

**hood**  
IP65



**Panel base**  
IP 65



**surface mount base**  
IP 65



**Cable coupler**  
IP 65



Part number	Thread	packing unit	Cable entry
<b>hood</b>			
10121000	PG21	5	top
10111000	PG29	5	top
19121000	M25	5	top
19111000	M32	5	top
10113000	PG21	5	side
10123000	PG29	5	side
19113000	M25	5	side
19123000	M32	5	side
<b>Panel base</b>			
10121000		5	

Part number	Thread	packing unit	Cable entry
<b>Surface mount base</b>			
10104000	PG21	5	right
19104000	M25	5	right
10105000	PG21	5	Right /left
19105000	M25	5	Right /left
<b>Cable coupler</b>			
10127000	PG21	5	top
10117000	PG29	5	top
19127000	M25	5	top
19117000	M32	5	top

# EPIC® – robust connectors for stage technology

To achieve a clear audible sound the multipin inserts are plated with high quality gold plating.



To transmit high currents low-loss the massive H-BE contacts are plated with passivated silver



The connectors are tested according to the fall test according to EN 61984. This ensures high safety when mounting. This is due to a special impact resistant insert and the robust aluminium housings.



EPIC® housings can be supplied with fixed extra sturdy metal levers on request.



The solid metal housings complete with SKINTOP® cable glands provide high protection against the intrusion of dust and splashed water.


Used with Lapp Kabel the connector system has sophisticated long term transmission properties.

# SKINTOP<sup>®</sup>, SKINDICHT<sup>®</sup>, FLEXIMARK<sup>®</sup>, SILVYN<sup>®</sup> and accessories



## SKINTOP<sup>®</sup> ST-M, STR-M

Cable gland for fastest installation.  
Full description you will find within the main catalogue 2007 on page 552.



## SKINTOP<sup>®</sup> DIX-M

Multi sealing insert for SKINTOP<sup>®</sup> cable glands.  
Full description you will find within the main catalogue 2007 on page 573.



## SKINTOP<sup>®</sup> MS-M, MSR-M

Versatile brass cable glands.  
Full description you will find within the main catalogue 2007 on page 560.



## SKINTOP<sup>®</sup> ST-HF-M

Halogen free, extreme flame retardant cable gland.  
Full description you will find within the main catalogue 2007 on page 555.



## SKINTOP<sup>®</sup> MS-SC-M

Easy-to-assemble EMC-safe cable gland.  
Full description you will find within the main catalogue 2007 on page 568.



## SKINTOP<sup>®</sup> BS-M

Cable gland with bending protection.  
Full description you will find within the main catalogue 2007 on page 556.



## Stripping Tool EASY STRIP 2

Extended stripping range up 0,02 to 16 mm<sup>2</sup>; suitable for various insulations e.g. PVC and PTFE.  
Full description you will find within the main catalogue 2007 on page 792.



## Crimping Tool MOBILE CRIMP TOOL

Only one tool for a lot of different crimping demand e.g. end sleeves, cable lug etc.; crimping inserts can be easily exchanged without using additional tool, crimping inserts are delivered in a handy box, parallel crimping.  
Full description you will find within the main catalogue 2007 on page 829.

# SKINTOP<sup>®</sup>, SKINDICHT<sup>®</sup>, FLEXIMARK<sup>®</sup>, SILVYN<sup>®</sup> and accessories

## Shrinking tubes made of polyolefin – HSB BOX

Flexible and quick shrinking tube is used everywhere for bundling, insulations and as marking. Full description you will find within the main catalogue 2007 on page 853.



## Cable bundling tube CABLE EATER

Halogen free, Temperature range -30°C up to +90°C; self-extinguishing according to UL94HB. Full description you will find within the main catalogue 2007 on page 861.



## FLEXIMARK<sup>®</sup> Cable Marking

### Thermal Transfer Printer TH-303 E

Ideal for industrial marking, for printing of many different labels such as cable markers. Full description you will find within the main catalogue 2007 on page 929.



### Stainless steel marking systems - customized

One or two-line printing, for fastening with cable ties or screws. Full description you will find within the main catalogue 2007 on page 916.



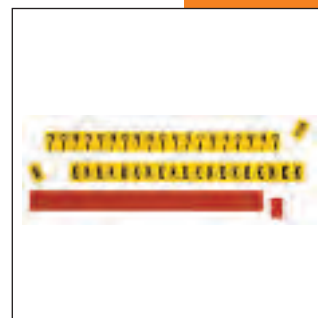
### Stainless steel marking systems– Do it yourself

Any number of characters (numbers, symbols etc.), pushed in the stainless steel character holder, different fastening options e.g. with cable ties or screws. Full description you will find within the main catalogue 2007 on page 912.



### Plastic marking system MINI/ MAXI


Any number of characters (numbers, symbols etc.), character holders are transparent, UV-Filter protects the marking and guarantees long durability. Full description you will find within the main catalogue 2007 on page 900.



## SILVYN<sup>®</sup> Protective Cable Conduit Systems

you will find within the main catalogue 2007 starting on page 687  
or on internet web page: [www.lappkabel.de](http://www.lappkabel.de).


# ÖLFLEX® connecting and control cable



## ÖLFLEX® CLASSIC 100 YELLOW

The connection cable with signalling effect: Impossible to overlook!


Full description you will find within the main catalogue 2007 on page 32.



## ÖLFLEX® CLASSIC 100 CY

The EMC conforming colour coded, copper braided connection cable with transparent outer sheath.


Full description you will find within the main catalogue 2007 on page 33.



## ÖLFLEX® CLASSIC 100

The classic from Lapp Kabel with VDE-registration and ÖLFLEX® colour code.

Full description you will find within the main catalogue 2007 on page 30.



## ÖLFLEX® CLASSIC 110

The classic from Lapp Kabel with VDE-registration and number code.

Full description you will find within the main catalogue 2007 on page 36.



## ÖLFLEX® CLASSIC 110 BK 0,6/1kV

The UV-resistant control cable with numbered cores - especially for Open-Air-Events.

Full description you will find within the main catalogue 2007 on page 43.



## ÖLFLEX® 140/140 CY

The control cable with (HAR) approval for Europe, H05VV5-F and H05VVC4V5-K.


Full description you will find within the main catalogue 2007 on page 51.



## ÖLFLEX® CLASSIC 400 P/CP

PUR control cable with numbered cores, mechanical + chemical and UV-resistant.

Full description you will find within the main catalogue 2007 on page 73.



## ÖLFLEX® 540 P/CP


The universal PUR-cable for Europe with VDE-registration, screened and unscreened.

Full description you will find within the main catalogue 2007 on page 83.

# ÖLFLEX®, SPIREX®, SILFLEX® and more

## ÖLFLEX® 550 P

PUR connection cable with European HAR Approval. Full description you will find within the main catalogue 2007 on page 85.



## ÖLFLEX® ROBUST 200

The extra robust flexible all-weather service cord. Full description you will find within the main catalogue 2007 on page 68.



## ÖLFLEX® ROBUST 210

The extra robust flexible all-weather control cable. Full description you will find within the main catalogue 2007 on page 69.




## SPIREX® Spiral Cable 400 P

High strength recoiling and length extension up to 3 times of the original length. Full description you will find within the main catalogue 2007 on page 146.



## SPIREX® Spiral cable 540 P

The colour yellow (RAL 1016) and approval by VDE ensure a higher degree of safety. Full description you will find within the main catalogue 2007 on page 148.




## Rubber sheathed cable H07RN-F

Extremely robust – usable indoor as well as outdoor. Full description you will find within the main catalogue 2007 on page 86 and on page 157-159 (harnessing).



## SILFLEX® H05SS-F EKWF

Silicone cable with HAR-approval and increased mechanical strength. Full description you will find within the main catalogue 2007 on page 201.



## H00V3-D Copper Earthing Cable

Cable for portable earthing and short circuiting equipment. Full description you will find within the main catalogue 2007 on page 145.



# ÖLFLEX® CLASSIC 100 BK POWER 0,6/1 kV / 100 CY

The cold-flexible connecting cable for audio- and house installation, for in- and outdoor use

Cold-flexible up to -40 °C



## Application

### ÖLFLEX® CLASSIC 100 BK POWER 0,6/1 kV

Range of application:

- All electrical installations in dry and damp or wet interiors
- Outdoor use without UV protection and in observance of the temperature range (-40 °C)
- Suitable for free not continuously movement appliance without tensile load or compulsory guidance as well as for fixed installation.

Suitable for:

- especially use on stage because of black colour
- connection of lighting technology, dimmer, racks, etc.
- all kinds of power supply

### ÖLFLEX® CLASSIC 100 CY BK POWER 0,6/1 kV

like ÖLFLEX® CLASSIC 100 BK POWER 0,6/1 kV, but especially in EMC-critical environments.

## Advantages

- Cold-flexible up to -40 °C.
- Fulfils the highest electrical and mechanical demands.
- The high test voltage, 4000 V AC, provides high insulation safety.
- High flexibility achieved by fine wire copper strands, short twisting lengths, and powdering of the cores to improve sliding effects and secure separation of cores.
- Highly resistant against many chemical substances at room temperature.

- extremely reliable because of flame retardance according IEC 60332.1.

## Worth knowing

Technical note:

- The product is conform to the EEC directive 73/23 (Low Voltage Directive) CE.
- Flame-retardant (IEC 60332.1).

## Cable Make-up

### ÖLFLEX® CLASSIC 100 BK POWER 0,6/1 kV

- Fine wire strands of plain copper wires (Class 5)
- Special PVC-based core insulation T14, cold flexible
- Cores twisted in layers
- Colour coded according VDE 0293-308

- Outer sheath of special PVC-based compound TM4, cold flexible
- Black (RAL 9005)

### ÖLFLEX® CLASSIC 100 CY BK POWER 0,6/1 kV

- like ÖLFLEX® CLASSIC 100 BK POWER 0,6/1 kV, but
- Inner sheath of a PVC-based compound and
- Screened braid of tinned copper wire

## Technical Data

Minimum bending radius for ÖLFLEX® CLASSIC 100 BK POWER 0,6/1 kV flexing:  
15 x outer diameter static:  
4 x outer diameter ÖLFLEX® CLASSIC 100 CY BK POWER 0,6/1 kV flexing:

20 x outer diameter static:  
6 x outer diameter

Temperature range:  
flexing: -40 °C up to +70 °C static: -40 °C up to +80 °C

Conductor stranding:  
fine wire in accordance to VDE 0295, class 5 / IEC 60228 Cl.5

Core ident code:  
up to 5 cores: coloured cores in accord. to VDE 0293-308 6 and more cores: ÖLFLEX® colour code

Nominal voltage U<sub>0</sub>/U:  
600/1000 V

Test voltage:  
4000 V

Part number	No of cores and mm <sup>2</sup> per conductor	Approx. outside diameter in mm ca.	Copper weight kg/km	Approx. weight kg/km
<b>ÖLFLEX® CLASSIC 100 BK POWER 0,6/1 kV</b>				
1120450	2 X 0,5	7,9	9,6	56
1120451	3 G 0,5	8,2	14,4	68
1120452	4 G 0,5	8,8	19,2	100
1120453	5 G 0,5	9,4	24,0	117
1120454	7 G 0,5	10,1	34,0	138
1120455	12 G 0,5	12,5	58,0	200
1120456	2 X 1,0	8,6	19,2	98
1120457	3 G 1,0	9,0	29,0	112
1120458	4 G 1,0	9,6	38,0	131
1120459	5 G 1,0	10,4	48,0	152
1120460	7 G 1,0	11,1	67,0	196
1120461	12 G 1,0	14,0	115,0	286
1120462	2 X 1,5	9,6	29,0	123
1120463	3 G 1,5	10,1	43,0	144
1120464	4 G 1,5	10,8	58,0	170
1120465	5 G 1,5	11,7	72,0	199
1120466	7 G 1,5	12,6	101,0	261
1120467	12 G 1,5	16,1	173,0	399
1120468	2 X 2,5	10,8	48,0	147

G = with protective conductor gn/ye; X = without protective conductor. No cutting costs are charged for standard lengths (50, 100, 500, 1000 m). Please advise the lengths you require (e.g. 1 x 500 m drum or 5 x 100 m coil). Coils < 30 kg, drums > 30 kg.

# ÖLFLEX® CLASSIC 100 BK POWER 0,6/1 kV / 100 CY

Cold-flexible up to  
-40°C

The cold-flexible connecting cable for audio- and house installation,  
for in- and outdoor use



Part number	No of cores and mm <sup>2</sup> per conductor	Approx. outside diameter in mm ca.	Copper weight kg/km	Approx. weight kg/km
1120469	3 G 2,5	11,3	72,0	182
1120470	4 G 2,5	12,2	96,0	225
1120471	5 G 2,5	13,3	120,0	266
1120472	7 G 2,5	14,4	168,0	354
1120473	12 G 2,5	18,7	288,0	540
1120474	4 G 4	13,8	154,0	324
1120475	4 G 6	15,1	230,0	442
1120476	4 G 10	18,7	384,0	707
1120477	4 G 16	21,3	614,0	1100
1120478	4 G 25	26,2	960,0	1600
1120479	4 G 35	29,1	1344,4	2400
1120480	4 G 50	35,6	1920,0	3400
1120481	4 G 70	40,7	2688,0	5050
1120482	4 G 95	46,8	3648,0	6010
1120483	4 G 120	53,5	4608,0	7500
<b>ÖLFLEX® CLASSIC 100 CY BK POWER 0,6/1kV</b>				
1120484	2 X 4,0	13,0	208,0	306
1120485	4 G 4,0	15,1	416,0	527
1120486	2 X 6,0	14,5	316,0	420
1120487	4 G 6,0	16,6	621,0	731

G = with protective conductor gn/ye; X = without protective conductor. No cutting costs are charged for standard lengths (50, 100, 500, 1000 m). Please advise the lengths you require (e.g. 1 x 500 m drum or 5 x 100 m coil). Coils < 30 kg, drums > 30 kg.



# H07ZZ-F

Halogen-free rubber insulated power cable  
Harmonised (HAR); For stage technology



## Application

Halogen-free rubber cable for:  
Stage technology  
Tools and agricultural machinery  
Mobile equipment and machines  
Dry and damp interiors, as well as outdoor use

## Advantage

Low smokes  
Low corrosivity of the gasses in the case of fire  
Flame retardant in acc. with IEC 60 332.1  
Flame-retardant acc. to IEC 60 332-3 (Starting at 7x1.0 mm<sup>2</sup>)

Max. conductor temp. +70°C

UV/light resistant

Our halogen-free rubber cable H07ZZ-F is allowed there

## Worth knowing

Acc. to VDE 0100-711 are required for exhibitions, shows and stands without fire alarm system cables with low smokes in buildings

## Cable Make-up

Fine strands of copper wire  
Core insulation made of halogen-free crosslinked rubber compound

## Technical Data



Core identification code  
Up to 5 cores:  
acc. to VDE 0293-308,  
see table T9  
Starting at 7 cores: black cores  
with white numbers (VDE 0293)



Approvals  
VDE 0282 Part 9 / HD 22.9 S1



Conductor stranding  
Fine wire in acc. with VDE 0295  
Cl.5/IEC 60228 Cl. 5



Minimum bending radius  
Flexing:  
6 x outer diameter  
Static:  
4 x cable diameter



Rated voltage  
U<sub>0</sub>/U: 450/750 V  
Within fixed and protected installation:  
U<sub>0</sub>/U: 600/1000 V



Test voltage  
2500 V



Protective conductor  
G = with green/yellow  
protective conductor  
X = without protective conductor



Current rating  
In acc. with VDE 0298 Part 4



Temperature range  
flexible application: -5°C bis  
+70°C  
Fixed installation:  
-40°C to +70°C

Part number	Number of cores and mm <sup>2</sup> per conductor	Outer diameter in mm approx.	Copper weight kg/km	Weight kg/km approx.
1600 810	3 G 1,5	9,2 - 11,9	43,2	125
1600 811	4 G 1,5	10,2 - 13,1	57,6	155
1600 812	5 G 1,5	11,2 - 14,4	72,0	190
1600 813	7 G 1,5	15,4 - 17,6	100,8	360
1600 815	14 G 1,5	18,8 - 21,3	201,6	570
1600 816	18 G 1,5	20,7 - 26,3	259,2	750
1600 820	3 G 2,5	10,9 - 14,0	72,0	185
1600 821	4 G 2,5	12,1 - 15,5	96,0	235
1600 822	5 G 2,5	13,3 - 17,0	120,0	290
1600 823	7 G 2,5	18,2 - 20,7	168,0	520
1600 825	14 G 2,5	22,2 - 25,0	336,0	860
1600 826	18 G 2,5	24,4 - 30,9	432,0	1080
1600 836	4 G 4,0	14,0 - 17,9	153,6	325
1600 837	5 G 4,0	15,6 - 19,9	192,0	410
1600 841	4 G 6,0	15,7 - 20,0	230,4	440
1600 842	5 G 6,0	17,5 - 22,2	288,0	550
1600 844	4 G 10,0	20,9 - 26,5	384,0	770
1600 845	5 G 10,0	22,9 - 29,1	480,0	950
1600 847	4 G 16,0	23,8 - 30,1	614,4	1070
1600 849	4 G 25,0	28,9 - 36,6	960,0	1570
1600 851	4 G 35,0	32,5 - 41,1	1344,0	2040
1600 852	4 G 50,0	37,7 - 47,5	1920,0	2810

G = with green/yellow protective conductor; X = without protective conductor  
No cutting surcharge for original make-up (100, 500, 1000 m)  
Please specify the required make-up (e.g. 1 x 500 m drum or 5 x 100 m coils)  
Coils < 30 kg, above this automatically supplied as drums  
Copper base: EUR 150 / 100 kg

Reflecting  
Cold resistant  
Flexible

The ÖLFLEX® connection cable with reflecting foil and transparent outer sheath



### Application

- Range of application:
- The other service cord with ÖLFLEX®-Quality can be used especially vor energy transportation, where the optical design of the cable is very important. The reflecting foil makes it possible, that the cable is recognised immediately and nobody stumbles on it.
  - Because of the extra fine stranding the cable is usable for drum reeling.
  - On the other hand it is simply the remarkable design, which is appealing.

Suitable for:

- Power supply for lighting and on stage
- Audio applications, where the optical design should stick out
- mobile use or fixed installation

### Advantages

- Fulfils the highest electrical and mechanical demands.
- The high test voltage, 3500 V AC, provides high insulation safety.
- Highly remarkable because of the reflecting foil.
- usable for drum reeling.
- cold flexible up to -40°C.

### Worth knowing

- Technical note:
- The product is conform to the EEC directive 73/23 (Low Voltage Directive) CE.
  - Flame-retardant (IEC 60332.1).

### Cable Make-up

- ÖLFLEX® POWER REFLEX TR**
- Extra fine wire strands of plain copper wires (Class 6)
  - Cold flexible special PVC-based core insulation
  - Colour coded according VDE 0293-308
  - Cores twisted in layers
  - Reflecting foil
  - Outer sheath of cold flexible special PVC-based compound
  - Transparent

### Technical Data

Minimum bending radius for flexing:  
10 x outer diameter  
static:  
6 x outer diameter

Temperature range:  
flexing: -25 °C up to +80 °C  
static: -40 °C up to +80 °C

Core ident code:  
coloured cores in accord. to VDE  
0293-308

Test voltage:  
3500 V

Conductor stranding:  
fine wire in accordance to VDE  
0295, class 6 / IEC 228 Cl.6

Nominal voltage U0/U:  
300/500 V

Part number	No. of cores and mm <sup>2</sup> per conductor	Approx. outer diameter in mm	Copper value kg/km	Approx. weight kg/km
<b>ÖLFLEX® POWER REFLEX TR</b>				
3034700	3 G 1,5	8,3	43,2	89
3034701	3 G 2,5	10,3	72,0	145
3034702	3 G 4,0	12,4	115,2	205

G = with protective conductor gn/ye; X = without protective conductor. No cutting costs are charged for standard lengths (50, 100, 500, 1000 m). Please advise the lengths you require (e.g. 1 x 500 m drum or 5 x 100 m coil). Coils < 30 kg, drums > 30 kg.

# UNITRONIC® SPEAKER LIYY BK / LIYCY TR / LIHH BK

The speaker cable with the robust cold-resistant PVC-sheath or as halogen free version, screened and unscreened

cold resistant  
robust  
flexible



**Application**  
**UNITRONIC® SPEAKER LIYY BK / LIYCY TR / LIHH**  
Usable for studio application, on stage or superior Car-Hifi-Systems.

- Advantages**
- Small cable diameters reducing the amount of space required for the cable.
  - The robust outer sheath gives strength to the cable as well as high flexibility.
  - cold flexibel up to -40°C.
  - LIYY BK is usable for outdoor.
  - screened against interfering signals.

**Worth knowing**  
Premade cables see page 34.

- Cable Make-up**  
**UNITRONIC® SPEAKER LIYY BK**
- Fine strands of plain copper wires
  - PVC- based cold flexible core insulation
  - cores twisted
  - colour code: red, black
  - outer sheath of special soft-PVC

**UNITRONIC® SPEAKER LIYCY TR**  
like UNITRONIC® SPEAKER LIYY BK plus inner-sheath of cold resistant PVC, braid of tinned copper wires and outer sheath of special PVC.

**UNITRONIC® SPEAKER LIHH BK**  
like UNITRONIC® SPEAKER LIYY BK, but with halogen free compounds, highly flame retardant.

## Technical Data

Minimum bending radius for flexing: 15 x cable diameter  
static: 5 x cable diameter

Temperature range:  
UNITRONIC® SPEAKER LIYY BK  
flexible use: -25°C up to +70 °C  
static: -40°C up to +80 °C  
UNITRONIC® SPEAKER LIHH BK  
flexible use: -5°C up to +70 °C  
static: -30°C up to +80 °C

Conductor stranding:  
fine wire in accordance to VDE 0295, class 5 / IEC 60228 Cl. 5

Test voltage:  
UNITRONIC® SPEAKER LIYY BK  
1500 V  
UNITRONIC® SPEAKER LIHH BK  
1200 V

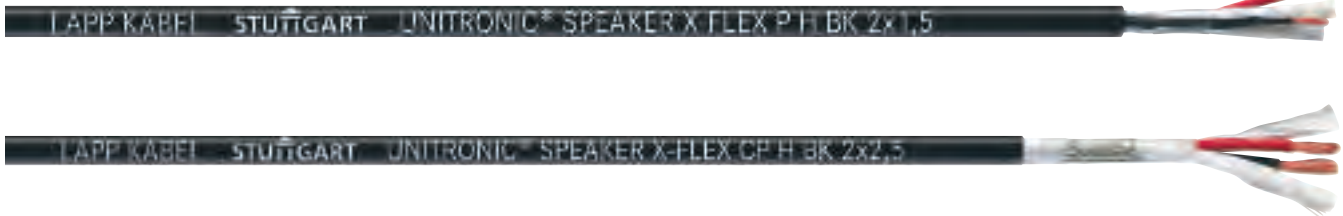
Part number	No of cores and mm <sup>2</sup> per conductor	Approx. outside diameter in mm ca.	Copper weight kg/km	Approx. weight kg/km
<b>UNITRONIC® SPEAKER LIYY BK</b>				
1233300	2 x 1,5	7,0	28,0	82
1233301	2 x 2,5	8,0	48,0	110
1233302	2 x 4,0	9,6	76,8	165
1233303	2 x 6,0	11,2	115,2	235
<b>UNITRONIC® SPEAKER LIYCY TR</b>				
1233308	2 x 1,5	8,2	46,0	98
1233309	2 x 2,5	9,5	72,0	132
1233310	2 x 4,0	11,2	108,0	180
1233311	2 x 6,0	13,0	164,0	262
<b>UNITRONIC® SPEAKER LIHH BK</b>				
1233304	2 x 1,5	7,0	28,0	82
1233305	2 x 2,5	8,0	48,0	110
1233306	2 x 4,0	9,6	76,8	165
1233307	2 x 6,0	11,2	115,2	235
3035558	UNITRONIC® SPEAKER LIYY 4x2,5 BK turquoise cores	10,0	96,0	185
3035621	UNITRONIC® SPEAKER LIYY 4x4 BK turquoise cores	11,7	154,0	273
3035378	UNITRONIC® SPEAKER LIYY 4x2,5 BK	10,5	96,0	178
3035379	UNITRONIC® SPEAKER LIYY 4x4 BK	11,5	154,0	275
3035781	UNITRONIC® SPEAKER LIYY 8x2,5 BK	12,5	192,0	310
3035967	UNITRONIC® SPEAKER LIYY 8x4 BK	15,6	307,2	550
3035891	UNITRONIC® SPEAKER LIYY 2x2,5+2x4 BK	11,2	124,8	215

No cutting costs are charged for standard lengths (50, 100, 500, 1000 m). Please advise the lengths you require (e.g. 1 x 500 m drum or 5 x 100 m coil). Coils < 30 kg, drums > 30 kg.

# UNITRONIC® SPEAKER X-FLEX P H BK / X-FLEX CP H BK

halogen-free  
robust  
highly flexible

The speaker cable with halogen-free PUR-sheath, highly flexible screened and unscreened



## Application

Speaker cable, which has been developed based on proven types of Lapp Kabel data cables and improved by a black, extremely robust black outer sheath to make it "invisible" on stage and highly flexible to improve the handling. Usable for studio application, on stage or superior Car-Hifi-Systems.

## Advantages

- small cable diameters reducing the amount of space required for the cable.
- the extremely robust outer sheath gives strength to the cable as well as high flexibility.
- cold flexibel up to -30°C.
- usable for outdoor.
- halogen-free
- highly flexible for easy handling.

## Cable Make-up UNITRONIC® SPEAKER X-FLEX P H BK

- extra fine strands of plain copper wires (Class 6)
- TPE-0-based cold flexible core insulation
- cores twisted in extremely short lay length
- colour code: red, black
- outer sheath of wear and tear resistant PUR, black and matt.

## UNITRONIC® SPEAKER X-FLEX CP H BK

- Extra fine strands of plain copper wires (Class 6)
- TPE-0-based cold flexible core insulation
- cores twisted in extremely short lay length
- colour code: red, black
- Braid of tinned copper wires
- outer sheath of wear and tear resistant PUR, black and matt.

## Worth knowing

- Technical note:
- Flame-retardant (IEC 60332.1).

## Technical Data

Minimum bending radius for UNITRONIC® SPEAKER X-FLEX P H BK  
flexing: 5 x cable diameter  
UNITRONIC® SPEAKER X-FLEX CP H BK  
flexing: 7,5 x cable diameter

Temperature range:  
flexible use: -30 °C up to +70 °C

Test voltage:  
1500 V

Conductor stranding:  
fine wire in accordance to VDE 0295, class 6 / IEC 60228 Cl. 6

Part number	No of cores and mm <sup>2</sup> per conductor	Approx. outside diameter in mm ca.	Copper weight kg/km	Approx. weight kg/km
<b>UNITRONIC® SPEAKER X-FLEX H BK</b>				
1233316	2 x 1,5	7,0	28,8	74
1233317	2 x 2,5	8,0	48,0	105
1233318	2 x 4,0	9,6	76,8	160
1233319	2 x 6,0	11,2	115,2	220
<b>UNITRONIC® SPEAKER X-FLEX CP H BK</b>				
1233320	2 x 1,5	7,5	51,0	105
1233321	2 x 2,5	8,6	72,0	130
1233322	2 x 4,0	10,4	110,0	188
1233323	2 x 6,0	12,2	162,0	271

No cutting costs are charged for standard lengths (50, 100, 500, 1000 m). Please advise the lengths you require (e.g. 1 x 500 m drum or 5 x 100 m coil). Coils < 30 kg, drums > 30 kg.

# UNITRONIC® SPEAKER TR / FLAT TR / REFLEX TR

Speaker cables in different versions

transparent  
flat  
reflecting



## Application UNITRONIC® SPEAKER TR / REFLEX TR

Usable for superior Phono and Car-Hifi-Systems or home entertainment application for fixed installation.

## UNITRONIC® SPEAKER FLAT TR

The perfect speaker cable, if it is necessary to install the cable "invisible". Due to the height of only 2,0 mm the cable can be hidden under furnitures or carpets and behind of trims or on ceilings.

## Advantages UNITRONIC® SPEAKER TR

Due to the extremely short twisting the losslest data transmission for long distances is possible. Also the flexibility and easy installation is thereby guaranteed. Remarkable design in high quality.

## UNITRONIC® SPEAKER FLAT TR

- extremely flat
- high transmission quality
- remarkable design
- easy conducting due to the red stripe on one core

## UNITRONIC® SPEAKER REFLEX TR

- Recognition of the cable immediately. So no one can stumble across.

## Worth knowing

Technical note:

- Flame-retardant (IEC 60332.1).

## Cable Make-up

### UNITRONIC® SPEAKER TR

- 1 x copper conductor plain, 1 x copper conductor tinned, acc. VDE 0295 Kl.5
- core insulation PP transparent
- colour code 2 x transparent
- cores and 2 additional elements twisted in extremely short lay length
- outer sheath made of cold-resistant PVC, transparent

## UNITRONIC® SPEAKER FLAT TR

- flat rolled tinned copper
- 2 transparent cores, parallel, PVC
- one core signed with a red stripe

## UNITRONIC® SPEAKER REFLEX TR

- extra fine wire strands of plain copper wires (Class 6)
- TPE- based cold resistant core insulation
- cores twisted in layers
- inner sheath made of soft-PVC
- reflecting foil
- outer sheath of cold resistant special PVC-based compound
- transparent

## Technical Data

Minimum bending radius for UNITRONIC® SPEAKER TR static: 5 x cable diameter  
UNITRONIC® SPEAKER REFLEX TR flexing: 15 x cable diameter static: 5 x cable diameter

Temperature range:  
UNITRONIC® SPEAKER TR -40 °C up to +70 °C  
UNITRONIC® SPEAKER FLAT TR -20 up to +70 °C  
UNITRONIC® SPEAKER REFLEX TR flexible use: -25 °C up to +70 °C static: -40 °C up to +80 °C

Conductor stranding:  
fine wire in accordance to VDE 0295, class 6 / IEC 60228 Cl. 6

Test voltage:  
UNITRONIC® SPEAKER TR 1500 V  
UNITRONIC® SPEAKER FLAT TR 3000 V

Part number	No of cores and mm <sup>2</sup> per conductor	Approx. outside diameter in mm ca.	Copper weight kg/km	Approx. weight kg/km	Part number	No of cores and mm <sup>2</sup> per conductor	Approx. outside diameter in mm ca.	Copper weight kg/km	Approx. weight kg/km
<b>UNITRONIC® SPEAKER TR</b>					<b>UNITRONIC® SPEAKER FLAT TR</b>				
3034662	2 X 0,75	6,0	14,4	51	3034110	2 X 1,5	2,0 x 8,4	31,0	48
3034663	2 X 1,0	6,2	19,2	58	3034111	2 X 2,5	2,8 x 11,6	49,0	83
3034664	2 X 1,5	6,8	28,8	72	3034112	2 X 4,0	3,4 x 16,5	85,0	121
3034665	2 X 2,5	8,6	48,0	115	3035167	2 X 1,5 BK	2,0 x 8,4	31,0	48
3034666	2 X 4,0	10,4	76,8	176	<b>UNITRONIC® SPEAKER REFLEX TR</b>				
3034667	2 X 6,0	11,6	115,2	240	3034107	2 X 1,5	8,5	28,8	80
3034668	2 X 10	15,0	192,0	395	3034108	2 X 2,5	9,5	48,0	110
					3034109	2 X 4,0	12,0	76,8	185

No cutting costs are charged for standard lengths (50, 100, 500, 1000 m). Please advise the lengths you require (e.g. 1 x 500 m drum or 5 x 100 m coil). Coils < 30 kg, drums > 30 kg.

low capacity  
flexible and  
soft

100 % screened microphone cable, brilliant electrical values, flexible and “soft”



## Application

Microphone cable for professional use for studio, broadcast - TV technique and on stage. Due to the black and robust outer sheath the outdoor usage is also allowed.

## Advantages

- The extremely robust outer sheath gives strength to the cable as well as high flexibility.
- usable for outdoor.
- highly flexible for easy handling.
- low capacity and high transmission quality
- screened against interfering signals.
- easy to wind.

## Cable Make-up

- fine strands of plain copper wires (0,10 mm)
- PP-based core insulation
- colour code: red, white
- cores twisted to pairs in extremely short lay length
- layer of tinned copper wires: 100 % coverage
- outer sheath made of Soft-PVC, black
- alternative: SOFT-PUR-version

## Worth knowing

- premade cables see page 34

## Technical Data

Minimum bending radius for flexing: 5 x cable diameter

Temperature range: -30 °C up to +90 °C

Conductor stranding: fine wire in accordance to VDE 0295, class 6 / IEC 60228 Cl. 6

Characteristics:  
Capacity:  
95 pF/m (Core/Core)  
130 pF/m (Core/Shield)

Part number	No of cores and mm <sup>2</sup> per conductor	Approx. outside diameter in mm ca.	Copper weight kg/km	Approx. weight kg/km
<b>UNITRONIC® MICROPHONE BK</b>				
3034124	1x(2x0,34)	6,4	18,0	58
3034125	1x(4x0,34)	6,5	29,0	67
3035415	1x(2x0,25)	6,2	14,3	48
3035556	1x(2x0,5)	6,7	21,0	56
3035557	2x(2x0,5)	7,9	39,6	96
<b>UNITRONIC® MICROPHONE PUR BK</b>				
3035968	1x(2x0,34)	6,4	18,0	58
3035969	2x(2x0,34)	6,5	29,0	67
<b>UNITRONIC® MICROPHONE PUR DMX BK</b>				
3035185	1x(2x0,25)	5,6	22,0	52

No cutting costs are charged for standard lengths (50, 100, 500, 1000 m). Please advise the lengths you require (e.g. 1 x 500 m drum or 5 x 100 m coil). Coils < 30 kg, drums > 30 kg.

# UNITRONIC® DMX (AES/EBU) PiMF CY BK / UNITRONIC® DMX (AES/EBU) PUR PiMF C BK

Available as cold-flexible PVC-Version or with a extremely robust PUR sheath

Impedance:  
110 Ohm



### Application

The one or two - pair data cable is usable for accurate transmission of DMX-signals between control units and dimmer, scanner, lighting units with feedback function etc. The one-pair version can also be used for AES/EBU.

### Advantages

Fulfils the highest electronical and mechanical demands. The high flexibility is achieved by usage of fine wire copper strands and optimal lay-length. Ideal for digital transmission of DMX-512-signals, also for long distances.

### Worth knowing

Also available as premade cables with XLR-connectors (see page 34)

### Cable Make-up

#### UNITRONIC® DMX PiMF CY BK:

- tinned copper strands, 7x0,20 mm
- Core insulation: polyolefine
- Core ident code: red/white or red/white + blue/white
- twisted pairs
- aluminium foil over the pair(s)
- tinned copper screen with drain wire
- Fleece wrapping
- outer sheath made of cold resistant soft PVC, black and matt

#### UNITRONIC® DMX PUR PiMF CY BK:

like PVC-Version, but with a halogen free PUR sheath.

### Technical Data

Minimum bending radius:  
5 x cables diameter

Temperature range:  
-30 °C up to +90 °C

Conductor stranding  
7x0,20

Core Ident Code:  
1 pair: rot-white  
2 pairs: rot-white, blue-white

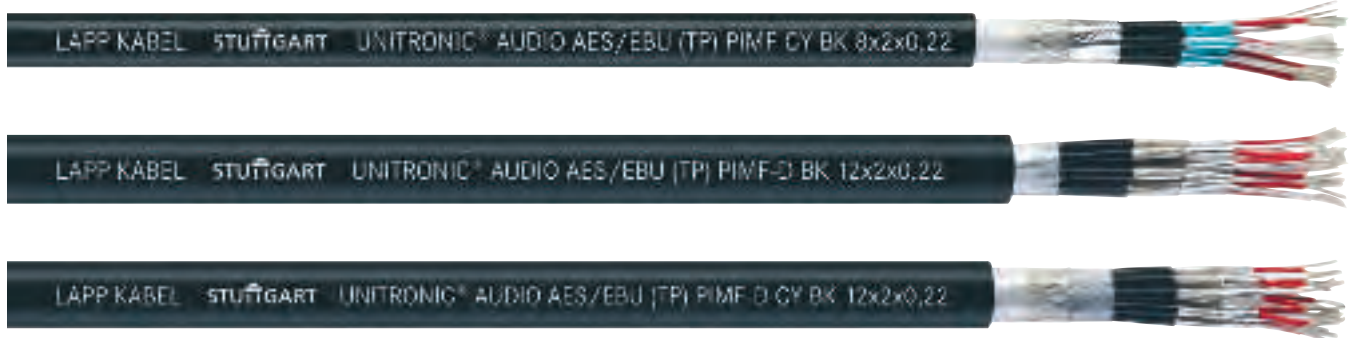
Part number	No of cores and mm- per conductor	Approx. outside diameter in mm	Copper weight kg/km	Approx. weight kg/km
<b>DMX PiMF CY</b>				
3035919	1x(2x0,22)	5,1	17,0	32,5
3035920	2x(2x0,22)	7,6	33,0	63,4
<b>DMX PUR PiMF C</b>				
3035921	1x(2x0,22)	4,8	17,0	31,5
3035922	2x(2x0,22)	7,3	33,0	61,4

No cutting costs are charged for standard lengths (50, 100, 500, 1000 m). Please advise the lengths you require (e.g. 1x500 m drum or 5x100 m coil) Coils < 30 kg, drums > 30 kg.

# UNITRONIC® AUDIO AES/EBU (TP) PIMF

high transmission  
quality  
low capacity

Perfect for studio- and fixed installation, multiple screening, with black soft PVC, “invisible” on stage.



## Application

- Usable for Indoor and outdoor installation.
- Ideal for fixed installation in theatre, public buildings, studio, etc.

## Advantages

- extremely high transmission quality especially for long distances due to insulation with low capacity .
- very high flexibility because of the superfine stranding
- code of the pairs is easy and clear. So the handling of the cable is quick and easy.
- AES/EBU 110 Ohm conform

## Cable Make-up

### UNITRONIC® AUDIO AES/ EBU (TP) PIMF CY BK

- tinned copper wires, 7x0,20 mm
- Core insulation: O2Y(S) Cell-PE
- colour code per pair: red/white
- 2 cores and drain wire (7x0,20 tinned) twisted in short lay length
- covering aluminium foil
- PVC inner-sheath, black
- serial numbers printed on each pair, starting with 1 (white)

Overall screening:  
screened elements twisted with soft fillers  
aluminium foil  
tinned copper braid  
outer sheath: Soft-PVC, black

### UNITRONIC® AUDIO AES/EBU (TP) PIMF-D BK

- like UNITRONIC® AUDIO AES/EBU (TP) PIMF CY BK
- additional tinned copper layer over pair-foil, coverage: 100 % optical
- without overall copper braid

### UNITRONIC® AUDIO AES/ EBU (TP) PIMF-D CY BK

- like UNITRONIC® AUDIO AES/EBU (TP) PIMF CY BK
- additional tinned copper layer over pair-foil, coverage 100 % optical
- with overall copper braid

## Technical Data

Minimum bending radius for static: 5 x cable diameter

Temperature range: -30°C up to +70 °C

Conductor stranding: 7x0,22 mm

Test voltage: 500 V eff.

Part number	No of cores and mm <sup>2</sup> per conductor	Approx. outside diameter in mm ca.	Copper weight kg/km	Approx. weight kg/km
<b>UNITRONIC® AUDIO AES/EBU (TP) PIMF CY BK</b>				
3034097	2 x (2x0,22)	9,4	40,3	100
3034098	4 x (2x0,22)	11,0	59,6	145
3034099	8 x (2x0,22)	14,4	102,9	245
3034100	12 x (2x0,22)	17,8	145,2	350
3034101	16 x (2x0,22)	19,9	180,8	435
3034102	20 x (2x0,22)	22,5	250,2	560
3034103	24 x (2x0,22)	25,1	277,3	660
3034690	32 x (2x0,22)	27,8	325,9	850
3034691	40 x (2x0,22)	30,2	395,8	990
<b>UNITRONIC® AUDIO AES/EBU (TP) PIMF-D BK</b>				
3034672	2 x (2x0,22)	9,3	38,0	82
3034673	4 x (2x0,22)	10,9	58,0	135
3034674	8 x (2x0,22)	14,6	100,0	240
3034675	12 x (2x0,22)	18,0	143,4	360
3034676	16 x (2x0,22)	20,3	213,0	460
3034677	20 x (2x0,22)	22,8	239,0	570
3034678	24 x (2x0,22)	25,6	301,0	685
3034679	32 x (2x0,22)	26,4	392,5	880
3034680	40 x (2x0,22)	30,9	496,0	1075
<b>UNITRONIC® AUDIO AES/EBU (TP) PIMF-D CY BK</b>				
3034681	2 x (2x0,22)	9,8	51,2	115
3034682	4 x (2x0,22)	11,5	84,0	175
3034683	8 x (2x0,22)	15,2	143,0	295
3034684	12 x (2x0,22)	18,7	214,9	425
3034685	16 x (2x0,22)	21,0	272,0	535
3034686	20 x (2x0,22)	23,7	355,1	680
3034687	24 x (2x0,22)	26,5	413,7	815

No cutting costs are charged for standard lengths (50, 100, 500, 1000 m). Please advise the lengths you require (e.g. 1 x 500 m drum or 5 x 100 m coil). Coils < 30 kg, drums > 30 kg.

# UNITRONIC® AUDIO AES/EBU (TP) PIMF

Perfect for studio- and fixed installation, multiple screening, with black soft PVC, “invisible” on stage.

high transmission  
quality  
low capacity



Part number	No of cores and mm <sup>2</sup> per conductor	Approx. outside diameter in mm ca.	Copper weight kg/km	Approx. weight kg/km
3034688	32 x (2x0,22)	29,4	517,6	1015
3034689	40 x (2x0,22)	32,3	662,0	1428

No cutting costs are charged for standard lengths (50, 100, 500, 1000 m). Please advise the lengths you require (e.g. 1 x 500 m drum or 5 x 100 m coil). Coils < 30 kg, drums > 30 kg.



# UNITRONIC® VIDEO FLAT / VIDEO RL BK

especially for  
high frequency  
transmission

Coax cable in flat and round version with optimum foil layer and screening



## Application

Connection and link cable for high-resolution colour monitors for electronic information systems and PC user systems. RGB cables are with a low attenuation, for larger transmission lengths and for separate transmission of the red, green and blue colour signals.

## Advantages

High transmission quality due to excellent attenuation. Excellent EMC features because of double screening (foil and copper braid).

## Cable Make-up

### UNITRONIC® VIDEO FLAT

- 1. Conductor:**  
plain solid copper conductor, 0,6 mm dielectric: Cell-PE colour neutral aluminium foil copper screen with a red fiber
- 2. Conductor:**  
with a blue fiber
- 3. Conductor:**  
with a green fiber

### UNITRONIC® VIDEO RL BK

**3x(KOAX RGB 0,6/2,8 ST C)Y:**  
plain solid copper conductor, 0,6 mm dielectric: Cell-PE aluminium foil tinned Copper screen core sheath: PVC cold resistant colour code: red, blue, green

Coax - RGB - elements and fillers twisted together  
outer sheath: SOFT-PVC black

Coax - RGB - elements parallel  
elements divisible  
outer sheath: PVC cold resistant, transparent

## Technical Data

Minimum bending radius for flexing: 15 x cable diameter

Conductor stranding: solid

Temperature range: -25°C up to +70 °C

Characteristic Impedance: 75 Ohm

Characteristics:  
**UNITRONIC® VIDEO FLAT**  
Capacitance: 56 nF/km

**UNITRONIC® VIDEO RL BK**  
Capacitance: 3x0,6: 55 nF/km  
5x0,6: 55 nF/km  
7x0,6: 58 nF/km

Damping 100m +20°C:  
1 MHz = 1,1 dB/100 m  
10 MHz = 3,8 dB/100 m  
20 MHz = 5,2 dB/100 m  
40 MHz = 6,7 dB/100 m  
60 MHz = 7,5 dB/100 m  
80 MHz = 9,0 dB/100 m  
100 MHz = 10,2 dB/100 m  
150 MHz = 14,9 dB/100 m  
200 MHz = 18,7 dB/100 m  
250 MHz = 22,6 dB/100 m

Damping 100m / +20°C:  
1 Mhz = 1,2 dB/100 m  
10 Mhz = 4,0 dB/100 m  
20 Mhz = 5,2 dB/100 m  
40 Mhz = 6,7 dB/100 m  
60 Mhz = 8,0 dB/100 m  
80 Mhz = 9,5 dB/100 m  
100 Mhz = 11 dB/100 m


Part number	Type	Approx. outside diameter in mm ca.	Copper weight kg/km	Approx. weight kg/km
	<b>UNITRONIC® VIDEO FLAT</b>			
3034116	3x(KOAX RGB 0,6/2,8)	4,6x14,8	37,0	87
	<b>UNITRONIC® VIDEO RL BK</b>			
3034117	3x(KOAX RGB 0,6/2,8 ST C)Y	11,2	37,0	121
3034118	5x(KOAX RGB 0,6/2,8 ST C)Y	13,6	59,0	188
3034119	7x(KOAX RGB 0,6/2,8 ST C)Y	15,0	82,0	240
3034033	<b>Coax cable VIDEO GN 1x0,6/3,7</b>	6,1	24,0	45

No cutting costs are charged for standard lengths (50, 100, 500, 1000 m). Please advise the lengths you require (e.g. 1 x 500 m drum or 5 x 100 m coil). Coils < 30 kg, drums > 30 kg.

# UNITRONIC® Combi cable

All-rounder with high flexibility, easy handling and optimum electrical values

Video  
Audio  
and more



## Application

The combi cables can be used as Audio, Video, BUS and energy cable, e.g. for connection of light or power mixer, LAN- and NET application, DMX-Bus-systems, speaker, etc. Perfect for studio, on stage for theatre or concert, also for public buildings. Usable indoor and outdoor.

## Advantages

- very flexible and robust.
- Multiple usage.
- Space saving due to hybrid cable make-up.
- Usage indoors and outdoors because of black UV-resistant outer sheath.

## Cable Make-up

**UNITRONIC® VIDEO/AUDIO/AUDIO/NET BK (3G2,5 C)Y + 5x0,6/2,8(RGB Coax AL C) + 2x(2x0,14 AL D)Y**

Make-up 3G2,5  
Fine strands of plain copper wires (Class 5), PVC-insulation, colour code: VDE 0293-308 with green/yellow, cores twisted, fleece tape, tinned copper braid, sheath: PVC black, diameter: ca. 8,1 mm

Make-up 5 x 0,6/2,8(RGB Coax AL C) :  
solid plain conductor approx. 0,61 mm, Dielectric: Cell-PE white, diameter: approx. 2,9 mm, aluminium foil, tinned copper braid, sheath: Soft-PVC coloured (BK, WH, BU, GN, RD), diameter: approx. 4,5 mm

Make-up 2x(2x0,14 AL D)Y:  
tinned copper stranding, 7x0,16 mm, insulation: PP, colour code per pair: WH/RD, per 2 cores twisted for pairs in short lay length, aluminium foil, tinned drain wire: 7x0,15 mm, layer of tinned copper wires, coverage 100 %, sheath: PVC grey  
Printing: 1. element number 1 black / 2. element number 2 black, diameter: approx. 4,5 mm

Make-up overall:  
all elements twisted, fleece tape, outer sheath: Soft-PVC black

**Cable Make-up UNITRONIC VIDEO/AUDIO/CONTROL BK 4x1,5 + 7x0,38/1,6(RGB Coax C)Y + 9x0,14 + (1x0,14 D)Y + 2x(2x0,14 AL D)Y + 2xPOF**

Make-up 4x1,5:  
Fine strands of plain copper wires (CLASS 6), insulation: Soft-PVC, colour code: black with white numbers 1 - 4

Make-up 7x0,38/1,6 (RGB Coax C)Y:  
strands of plain copper wires, dielectric: cell-PE in white, tinned copper braid, coverage: 95 %, sheath: Soft-PVC coloured (YE, OG, GN, BU, VIO, BR, BK), diameter: approx. 1,6 mm

Make-up 9x0,14:  
strands of tinned copper wires, 18x0,10 mm, insulation: PP, colour code: WH, RD, YE, OG, GN, BU, VIO, BN, GY

Make-up (1x0,14 D)Y:  
strands of tinned copper wires, 18x0,10 mm, insulation: PP, layer of tinned copper wires, coverage: 100 %, sheath: Soft-PVC, colour code: BK

Make-up 2x(2x0,14 AL D)Y:  
strands of tinned copper wires, 18x0,10 mm, insulation: PP, colour code per pair: WH/RD, 2 cores twisted for pairs in short lay length, aluminium foil, tinned drain wire, 18x0,10 mm, layer of tinned copper wires: coverage 100 %, sheath: Soft-PVC 1xBL, 1x RD

Make-up 2 x P O F:  
optical fibre: PMMA with step index fibre, core insulation: PE black, one insulation with white points, one insulation without printing

Make-up overall:  
all elements twisted, outer sheath: Soft-PVC black

**Cable Make-up UNITRONIC® VIDEO/AUDIO/LAN/NET BK (3G2,5 C)Y+8x(RGB Coax AL C)Y+ 2x(2x0,14 AL D)Y + 2x(4x2x23AWG STP/S CAT.6)Y + 2xLWL**

Make-up 3G2,5:  
Fine strands of plain copper wires (CLASS 5), insulation: Soft-PVC, colour code: VDE 0293-308 with green/yellow, cores twisted with optimum lay length, fleece tape, tinned copper braid, sheath: Soft-PVC black, diameter: approx. 13,8 mm

Make-up 8x0,6/2,8 (RGB Coax AL C)Y:  
strands of plain copper wires, 7x0,34 mm, diameter: approx. 0,6 mm, dielectric: cell-PE white, diameter: approx. 2,8 mm, aluminium foil, tinned copper braid, sheath: Soft-PVC coloured (GY, YE, VIO, BK, WH, BU, GN, RD)

Make-up 2x(2x0,14 AL D)Y:  
strands of tinned copper wires, 18x0,10 mm, insulation: PP, colour code per pair: WH/RD, 2 cores twisted for pairs in short lay length, aluminium foil, tinned drain wire: 18x0,10 mm, layer of tinned copper wires, coverage: 100%, sheath: Soft-PVC grey, printing: 1. element number 1 black / 2. element number 2 black

Make-up 2x(4x2x26AWG UTP/BS CAT.6)Y:  
strands of plain copper wires, 7x0,16 mm, insulation: PE, colour code per pair: white/blue-blue, white/orange-orange, white/green-green, white/brown-brown, twisted pairs, pairs twisted with central cross, aluminium foil, tinned copper braid, sheath: Soft-PVC grey, printing: 1. element number 1 black / 2. element number 2 black, diameter: approx. 6,2 mm

Make-up 2 x P O F:  
optical fibre: PMMA with step index fibre, core insulation: PE black, one insulation with white points, one insulation without printing

Make-up overall:  
all elements twisted, outer sheath: Soft-PVC black

Video  
Audio  
and more

All-rounder with high flexibility, easy handling and optimum electrical values



## Technical Data

Minimum bending radius for static: 10 x outer diameter	Characteristics: 3034437 Nominal voltage: 300/500V (NET) Test voltage: 3kV (NET) Nominal capacity Audio: A/A 57pF/m Nominal capacity Video: A/A 55pF/m Nominal impedance: 100 Ohm (AUDIO) Nominal impedance: 75 Ohm (VIDEO) Attenuation (100m +20°C): 1,0 dB 1MHz 3,2 dB 10MHz 10,2 dB 100MHz 15,3 dB 200MHz 20,2 dB 270MHz 26,0 dB 500MHz 34,0 dB 800MHz	3034438 Attenuation (100m +20°C): 0,70 dB 0,1MHz 1,34 dB 1MHz 5,8 dB 10MHz 15,2 dB 100MHz 24,0 dB 270MHz 3034439 Attenuation (100m +20°C): 2,3 dB 1MHz 7,2 dB 10MHz 16,2 dB 50MHz 24,5 dB 100MHz 28,3 dB 150MHz	3034440 Attenuation (100m +20°C): 0,7 dB 0,1 MHz 1,6 dB 1 MHz 4,4 dB 10 MHz 8,8 dB 50 MHz 11,6 dB 100 MHz 14,3 dB 150 MHz 25,1 dB 270 MHz
	Temperature range: -25°C up to +70 °C		

Part number	No of cores and mm <sup>2</sup> per conductor	Approx. outside diameter in mm ca.	Copper weight kg/km	Approx. weight kg/km
<b>UNITRONIC® VIDEO/AUDIO/NET BK</b>				
3034437	(3G2,5 C)Y + 5x0,6/2,8(RGB Koax AL C)+2x(2x0,14 AL D)Y	21,6	166,0	490
3034438	(3G1,5C)12Y+3x(RGB Koax AL C)11Y+4x(2x0,14 ALD) 11Y	17,0	205,0	390
<b>UNITRONIC® VIDEO/AUDIO/CONTROL BK</b>				
3034439	4x1,5+7x0,38 / 1,6(RGB Koax C)Y+9x0,14+(1x0,14 D)Y+2x(2x0,14 AL D)Y+2xLWL	15,0	215,0	323
<b>UNITRONIC® VIDEO/AUDIO/LAN/NET BK</b>				
3034440	(3G2,5 C)Y+8x(RGB Koax AL C)Y+ 2x(2x0,14 AL D)Y + 2x(4x2x23AWG STP/S CAT.6)Y + 2xLWL	26,5	235,0	700
<b>UNITRONIC® LIGHT NET BK</b>				
3035377	(3G1,5)Y+1x(2x0,14 AL D)Y	13,5	78,0	250
3035010	(3G1,5)Y+2x(2x0,14 AL D)Y	16,0	83,6	319
3035429	(3G1,5)Y+4x(2x0,14 AL D)Y	17,5	101,7	290
3035154	(3G1,5)Y+1x(2x0,25 AL D)Y	15,2	68,0	250
3035155	(3G1,5)Y+2x(2x0,25 AL D)Y	17,2	90,0	345
3035156	(3G1,5)Y+3x(2x0,25 AL D)Y	18,6	83,2	418
3035157	(3G1,5)Y+4x(2x0,25 AL D)Y	21,2	142,2	519
3035161	(3G2,5)Y+1x(2x0,25 AL D)Y	17,6	98,0	347
3035162	(3G2,5)Y+2x(2x0,25 AL D)Y	18,2	123,0	410
3035163	(3G2,5)Y+3x(2x0,25 AL D)Y	19,8	149,0	485
3035164	(3G2,5)Y+4x(2x0,25 AL D)Y	21,8	174,0	578
3035014	(5G2,5)Y+2x(2x0,22 AL D)Y	12,8	144,0	290
<b>UNITRONIC® STAGE CONTROL NET BK</b>				
3035937	(6x2xAWG26/7StC2Y)+4x2,5+4x1,5+5x0,5	18,5	322,4	544
<b>UNITRONIC® AUDIO DATA NET</b>				
3035890	3G1,5+2x(2x0,22StCY)+(4x2xAWG26 CAT.5e CY)Y	15,4	106,0	249

No cutting costs are charged for standard lengths (50, 100, 500, 1000 m). Please advise the lengths you require (e.g. 1 x 500 m drum or 5 x 100 m coil). Coils < 30 kg, drums > 30 kg.

# Premade cables

Premade cables in standard length

## Microphone cable – premade at both ends

### UNITRONIC® MICROPHONE BK with Neutrik® XLR-Connectors

Micro 3034124 NC3MXX/NC3FXX

PART NUMBER	Cable	No. of cores and mm <sup>2</sup> per cond.	Approx. weight (kg)	Length / m	Connector/end 1	Connector/end 2
74400000	3034124	1x(2x0,34)	0,1	1,00	Neutrik® - NC3MXX	Neutrik® - NC3FXX
74400001	3034124	1x(2x0,34)	0,1	2,50	Neutrik® - NC3MXX	Neutrik® - NC3FXX
74400002	3034124	1x(2x0,34)	0,3	5,00	Neutrik® - NC3MXX	Neutrik® - NC3FXX
74400003	3034124	1x(2x0,34)	0,4	7,50	Neutrik® - NC3MXX	Neutrik® - NC3FXX
74400004	3034124	1x(2x0,34)	0,5	10,00	Neutrik® - NC3MXX	Neutrik® - NC3FXX
74400005	3034124	1x(2x0,34)	0,8	15,00	Neutrik® - NC3MXX	Neutrik® - NC3FXX
74400006	3034124	1x(2x0,34)	1,0	20,00	Neutrik® - NC3MXX	Neutrik® - NC3FXX

### LAPPKABEL MICROPHONE BK with Neutrik® XLR-Connectors

Micro 3035415 NC3MXX/NC3FXX

PART NUMBER	Cable	No. of cores and mm <sup>2</sup> per cond.	Approx. weight (kg)	Length / m	Connector/end 1	Connector/end 2
74400010	3035415	1x(2x0,34)	0,1	1,00	Neutrik® - NC3MXX	Neutrik® - NC3FXX
74400011	3035415	1x(2x0,34)	0,1	2,50	Neutrik® - NC3MXX	Neutrik® - NC3FXX
74400012	3035415	1x(2x0,34)	0,2	5,00	Neutrik® - NC3MXX	Neutrik® - NC3FXX
74400013	3035415	1x(2x0,34)	0,4	7,50	Neutrik® - NC3MXX	Neutrik® - NC3FXX
74400014	3035415	1x(2x0,34)	0,5	10,00	Neutrik® - NC3MXX	Neutrik® - NC3FXX
74400015	3035415	1x(2x0,34)	0,7	15,00	Neutrik® - NC3MXX	Neutrik® - NC3FXX
74400016	3035415	1x(2x0,34)	1,0	20,00	Neutrik® - NC3MXX	Neutrik® - NC3FXX

## DMX - AES/EBU cable – premade at both ends

### UNITRONIC® DMX – AES/EBU PIMF CY BK with 3 pole Neutrik® XLR-Connectors

DMX - AES/EBU 3035919 NC3MXX-BAG/NC3FXX-BAG

PART NUMBER	Cable	No. of cores and mm <sup>2</sup> per cond.	Approx. weight (kg)	Length / m	Connector/end 1	Connector/end 2
74400100	3035919	1x2x0,22	0,1	1,00	Neutrik® - NC3MXX-BAG	Neutrik® - NC3FXX-BAG
74400101	3035919	1x2x0,22	0,1	2,50	Neutrik® - NC3MXX-BAG	Neutrik® - NC3FXX-BAG
74400102	3035919	1x2x0,22	0,2	5,00	Neutrik® - NC3MXX-BAG	Neutrik® - NC3FXX-BAG
74400103	3035919	1x2x0,22	0,2	7,50	Neutrik® - NC3MXX-BAG	Neutrik® - NC3FXX-BAG
74400104	3035919	1x2x0,22	0,3	10,00	Neutrik® - NC3MXX-BAG	Neutrik® - NC3FXX-BAG
74400105	3035919	1x2x0,22	0,5	15,00	Neutrik® - NC3MXX-BAG	Neutrik® - NC3FXX-BAG
74400106	3035919	1x2x0,22	0,7	20,00	Neutrik® - NC3MXX-BAG	Neutrik® - NC3FXX-BAG

### UNITRONIC® DMX PIMF CY BK with 5 pole Neutrik® XLR-Connectors

DMX 3035920 NC5MXX-BAG/NC5FXX-BAG

PART NUMBER	Cable	No. of cores and mm <sup>2</sup> per cond.	Approx. weight (kg)	Length / m	Connector/end 1	Connector/end 2
74400110	3035920	2x2x0,22	0,1	1,00	Neutrik® - NC5MXX-BAG	Neutrik® - NC5FXX-BAG
74400111	3035920	2x2x0,22	0,2	2,50	Neutrik® - NC5MXX-BAG	Neutrik® - NC5FXX-BAG
74400112	3035920	2x2x0,22	0,3	5,00	Neutrik® - NC5MXX-BAG	Neutrik® - NC5FXX-BAG
74400113	3035920	2x2x0,22	0,5	7,50	Neutrik® - NC5MXX-BAG	Neutrik® - NC5FXX-BAG
74400114	3035920	2x2x0,22	0,6	10,00	Neutrik® - NC5MXX-BAG	Neutrik® - NC5FXX-BAG
74400115	3035920	2x2x0,22	1,0	15,00	Neutrik® - NC5MXX-BAG	Neutrik® - NC5FXX-BAG
74400116	3035920	2x2x0,22	1,3	20,00	Neutrik® - NC5MXX-BAG	Neutrik® - NC5FXX-BAG

### UNITRONIC® DMX – AES/EBU PUR PIMF C BK with 3 pole Neutrik® XLR-Connectors

DMX - AES/EBU 3035921 NC3MXX-BAG/NC3FXX-BAG

PART NUMBER	Cable	No. of cores and mm <sup>2</sup> per cond.	Approx. weight (kg)	Length / m	Connector/end 1	Connector/end 2
74400120	3035921	1x(2x0,22)	0,1	1,00	Neutrik® - NC3MXX-BAG	Neutrik® - NC3FXX-BAG
74400121	3035921	1x(2x0,22)	0,1	2,50	Neutrik® - NC3MXX-BAG	Neutrik® - NC3FXX-BAG
74400122	3035921	1x(2x0,22)	0,2	5,00	Neutrik® - NC3MXX-BAG	Neutrik® - NC3FXX-BAG
74400123	3035921	1x(2x0,22)	0,2	7,50	Neutrik® - NC3MXX-BAG	Neutrik® - NC3FXX-BAG
74400124	3035921	1x(2x0,22)	0,3	10,00	Neutrik® - NC3MXX-BAG	Neutrik® - NC3FXX-BAG
74400125	3035921	1x(2x0,22)	0,5	15,00	Neutrik® - NC3MXX-BAG	Neutrik® - NC3FXX-BAG
74400126	3035921	1x(2x0,22)	0,6	20,00	Neutrik® - NC3MXX-BAG	Neutrik® - NC3FXX-BAG

### UNITRONIC® DMX PUR PIMF C BK with 5 pole Neutrik® XLR-Connectors

DMX 3035922 NC5MXX-BAG/NC5FXX-BAG

PART NUMBER	Cable	No. of cores and mm <sup>2</sup> per cond.	Approx. weight (kg)	Length / m	Connector/end 1	Connector/end 2
74400130	3035922	2x(2x0,22)	0,1	1,00	Neutrik® - NC5MXX-BAG	Neutrik® - NC5FXX-BAG
74400131	3035922	2x(2x0,22)	0,2	2,50	Neutrik® - NC5MXX-BAG	Neutrik® - NC5FXX-BAG
74400132	3035922	2x(2x0,22)	0,3	5,00	Neutrik® - NC5MXX-BAG	Neutrik® - NC5FXX-BAG
74400133	3035922	2x(2x0,22)	0,5	7,50	Neutrik® - NC5MXX-BAG	Neutrik® - NC5FXX-BAG
74400134	3035922	2x(2x0,22)	0,6	10,00	Neutrik® - NC5MXX-BAG	Neutrik® - NC5FXX-BAG
74400135	3035922	2x(2x0,22)	0,9	15,00	Neutrik® - NC5MXX-BAG	Neutrik® - NC5FXX-BAG
74400136	3035922	2x(2x0,22)	1,2	20,00	Neutrik® - NC5MXX-BAG	Neutrik® - NC5FXX-BAG

## Speaker cables – premade at both ends

### UNITRONIC® SPEAKER LIYY BK with Neutrik® Speakon® Connectors (2 pole)

Speaker 1233301 NL2FC/NL2FC

PART NUMBER	Cable	No. of cores and mm <sup>2</sup> per cond.	Approx. weight (kg)	Length / m	Connector/end 1	Connector/end 2
74400200	1233301	2x2,5	0,1	1,00	Neutrik® - NL2FC	Neutrik® - NL2FC
74400201	1233301	2x2,5	0,3	2,50	Neutrik® - NL2FC	Neutrik® - NL2FC
74400202	1233301	2x2,5	0,6	5,00	Neutrik® - NL2FC	Neutrik® - NL2FC
74400203	1233301	2x2,5	0,8	7,50	Neutrik® - NL2FC	Neutrik® - NL2FC
74400204	1233301	2x2,5	1,1	10,00	Neutrik® - NL2FC	Neutrik® - NL2FC
74400205	1233301	2x2,5	1,7	15,00	Neutrik® - NL2FC	Neutrik® - NL2FC
74400206	1233301	2x2,5	2,2	20,00	Neutrik® - NL2FC	Neutrik® - NL2FC
74400207	1233301	2x2,5	2,8	25,00	Neutrik® - NL2FC	Neutrik® - NL2FC

### UNITRONIC® SPEAKER LIYY BK with Neutrik® Speakon® Connectors (4 pole)

Speaker 3035378 NL4FX/NL4FX

PART NUMBER	Cable	No. of cores and mm <sup>2</sup> per cond.	Approx. weight (kg)	Length / m	Connector/end 1	Connector/end 2
74400210	3035378	4x2,5	0,2	1,00	Neutrik® - NL4FX	Neutrik® - NL4FX
74400211	3035378	4x2,5	0,4	2,50	Neutrik® - NL4FX	Neutrik® - NL4FX
74400212	3035378	4x2,5	0,9	5,00	Neutrik® - NL4FX	Neutrik® - NL4FX
74400213	3035378	4x2,5	1,3	7,50	Neutrik® - NL4FX	Neutrik® - NL4FX
74400214	3035378	4x2,5	1,8	10,00	Neutrik® - NL4FX	Neutrik® - NL4FX
74400215	3035378	4x2,5	2,7	15,00	Neutrik® - NL4FX	Neutrik® - NL4FX
74400216	3035378	4x2,5	3,6	20,00	Neutrik® - NL4FX	Neutrik® - NL4FX
74400217	3035378	4x2,5	4,5	25,00	Neutrik® - NL4FX	Neutrik® - NL4FX

# Premade cables

## Premade cables in standard length

### UNITRONIC® SPEAKER LIYY BK with Neutrik® Speakon® Connectors (2 pole)

Speaker 1233302 NL2FC/NL2FC

PART NUMBER	Cable	No. of cores and mm <sup>2</sup> per cond.	Approx. weight (kg)	Length / m	Connector/end 1	Connector/end 2
74400220	1233302	2x4,0	0,2	1,00	Neutrik® - NL2FC	Neutrik® - NL2FC
74400221	1233302	2x4,0	0,4	2,50	Neutrik® - NL2FC	Neutrik® - NL2FC
74400222	1233302	2x4,0	0,8	5,00	Neutrik® - NL2FC	Neutrik® - NL2FC
74400223	1233302	2x4,0	1,2	7,50	Neutrik® - NL2FC	Neutrik® - NL2FC
74400224	1233302	2x4,0	1,7	10,00	Neutrik® - NL2FC	Neutrik® - NL2FC
74400225	1233302	2x4,0	2,5	15,00	Neutrik® - NL2FC	Neutrik® - NL2FC
74400226	1233302	2x4,0	3,3	20,00	Neutrik® - NL2FC	Neutrik® - NL2FC
74400227	1233302	2x4,0	4,1	25,00	Neutrik® - NL2FC	Neutrik® - NL2FC

### UNITRONIC® SPEAKER LIYY BK with Neutrik® Speakon® Connectors (4 pole)

Speaker 3035379 NL4FX/NL4FX

PART NUMBER	Cable	No. of cores and mm <sup>2</sup> per cond.	Approx. weight (kg)	Length / m	Connector/end 1	Connector/end 2
74400230	3035379	4x4,0	0,3	1,00	Neutrik® - NL4FX	Neutrik® - NL4FX
74400231	3035379	4x4,0	0,7	2,50	Neutrik® - NL4FX	Neutrik® - NL4FX
74400232	3035379	4x4,0	1,4	5,00	Neutrik® - NL4FX	Neutrik® - NL4FX
74400233	3035379	4x4,0	2,1	7,50	Neutrik® - NL4FX	Neutrik® - NL4FX
74400234	3035379	4x4,0	2,8	10,00	Neutrik® - NL4FX	Neutrik® - NL4FX
74400235	3035379	4x4,0	4,1	15,00	Neutrik® - NL4FX	Neutrik® - NL4FX
74400236	3035379	4x4,0	5,5	20,00	Neutrik® - NL4FX	Neutrik® - NL4FX
74400237	3035379	4x4,0	6,9	25,00	Neutrik® - NL4FX	Neutrik® - NL4FX

## Power-Multicore – premade at both ends

### ÖLFLEX® Classic 110 black with 16 pole EPIC® Connectors, Brass gland

ÖLFLEX Last 6K 1120322 H-B16TG/H-B16TG

PART NUMBER	Cable	No. of cores and mm <sup>2</sup> per cond.	Approx. weight (kg)	Length / m	Connector/end 1	Connector/end 2
74400300	1120322	14G1,5	1,6	2,50	EPIC® 16pol. M	EPIC® 16pol. F
74400301	1120322	14G1,5	2,7	5,00	EPIC® 16pol. M	EPIC® 16pol. F
74400302	1120322	14G1,5	5,0	10,00	EPIC® 16pol. M	EPIC® 16pol. F
74400303	1120322	14G1,5	7,2	15,00	EPIC® 16pol. M	EPIC® 16pol. F
74400304	1120322	14G1,5	9,5	20,00	EPIC® 16pol. M	EPIC® 16pol. F
74400305	1120322	14G1,5	13,9	30,00	EPIC® 16pol. M	EPIC® 16pol. F

### ÖLFLEX® Classic 110 black with 16 pole EPIC® Connectors, Brass gland

ÖLFLEX Last 6K 1120350 H-B16TG/H-B16TG

PART NUMBER	Cable	No. of cores and mm <sup>2</sup> per cond.	Approx. weight (kg)	Length / m	Connector/end 1	Connector/end 2
74400310	1120350	14G2,5	1,9	2,50	EPIC® 16pol. M	EPIC® 16pol. F
74400311	1120350	14G2,5	3,2	5,00	EPIC® 16pol. M	EPIC® 16pol. F
74400312	1120350	14G2,5	5,9	10,00	EPIC® 16pol. M	EPIC® 16pol. F
74400313	1120350	14G2,5	8,6	15,00	EPIC® 16pol. M	EPIC® 16pol. F
74400314	1120350	14G2,5	11,3	20,00	EPIC® 16pol. M	EPIC® 16pol. F
74400315	1120350	14G2,5	16,8	30,00	EPIC® 16pol. M	EPIC® 16pol. F

### ÖLFLEX® Classic 110 black with 16 pole EPIC® Connectors, Brass gland

ÖLFLEX Last 8K 1120324 H-B16TG/ H-B16TG

PART NUMBER	Cable	No. of cores and mm <sup>2</sup> per cond.	Approx. weight (kg)	Length / m	Connector/end 1	Connector/end 2
74400320	1120324	18G1,5	1,9	2,50	EPIC® 16pol. M	EPIC® 16pol. F
74400321	1120324	18G1,5	3,2	5,00	EPIC® 16pol. M	EPIC® 16pol. F
74400322	1120324	18G1,5	6,0	10,00	EPIC® 16pol. M	EPIC® 16pol. F
74400323	1120324	18G1,5	8,7	15,00	EPIC® 16pol. M	EPIC® 16pol. F
74400324	1120324	18G1,5	11,4	20,00	EPIC® 16pol. M	EPIC® 16pol. F
74400325	1120324	18G1,5	16,9	30,00	EPIC® 16pol. M	EPIC® 16pol. F

### ÖLFLEX® Classic 110 black with 16 pole EPIC® Connectors, Brass gland

ÖLFLEX Last 8K 1120351 H-B16TG/ H-B16TG

PART NUMBER	Cable	No. of cores and mm <sup>2</sup> per cond.	Approx. weight (kg)	Length / m	Connector/end 1	Connector/end 2
74400330	1120351	18G2,5	2,5	2,50	EPIC® 16pol. M	EPIC® 16pol. F
74400331	1120351	18G2,5	4,4	5,00	EPIC® 16pol. M	EPIC® 16pol. F
74400332	1120351	18G2,5	8,4	10,00	EPIC® 16pol. M	EPIC® 16pol. F
74400333	1120351	18G2,5	12,3	15,00	EPIC® 16pol. M	EPIC® 16pol. F
74400334	1120351	18G2,5	16,3	20,00	EPIC® 16pol. M	EPIC® 16pol. F
74400335	1120351	18G2,5	24,1	30,00	EPIC® 16pol. M	EPIC® 16pol. F

### ÖLFLEX® Classic 110 black with 16 pole EPIC® Connectors, Brass gland

ÖLFLEX Last 6K 1119314 H-B16TG/ H-B16TG

PART NUMBER	Cable	No. of cores and mm <sup>2</sup> per cond.	Approx. weight (kg)	Length / m	Connector/end 1	Connector/end 2
74400340	1119314	14G1,5	1,3	2,50	EPIC® 16pol. M	EPIC® 16pol. F
74400341	1119314	14G1,5	2,1	5,00	EPIC® 16pol. M	EPIC® 16pol. F
74400342	1119314	14G1,5	3,7	10,00	EPIC® 16pol. M	EPIC® 16pol. F
74400343	1119314	14G1,5	5,4	15,00	EPIC® 16pol. M	EPIC® 16pol. F
74400344	1119314	14G1,5	7,0	20,00	EPIC® 16pol. M	EPIC® 16pol. F
74400345	1119314	14G1,5	10,2	30,00	EPIC® 16pol. M	EPIC® 16pol. F

### ÖLFLEX® Classic 110 black with 16 pole EPIC® Connectors, Brass gland

ÖLFLEX Last 6K 1119414 H-B16TG/ H-B16TG

PART NUMBER	Cable	No. of cores and mm <sup>2</sup> per cond.	Approx. weight (kg)	Length / m	Connector/end 1	Connector/end 2
74400350	1119414	14G2,5	1,8	2,50	EPIC® 16pol. M	EPIC® 16pol. F
74400351	1119414	14G2,5	3,1	5,00	EPIC® 16pol. M	EPIC® 16pol. F
74400352	1119414	14G2,5	5,7	10,00	EPIC® 16pol. M	EPIC® 16pol. F
74400353	1119414	14G2,5	8,2	15,00	EPIC® 16pol. M	EPIC® 16pol. F
74400354	1119414	14G2,5	10,8	20,00	EPIC® 16pol. M	EPIC® 16pol. F
74400355	1119414	14G2,5	16,0	30,00	EPIC® 16pol. M	EPIC® 16pol. F

### ÖLFLEX® Classic 110 black with 16 pole EPIC® Connectors, Brass gland

ÖLFLEX Last 8K 1119318 TG H-B16TG/ H-B16TG

PART NUMBER	Cable	No. of cores and mm <sup>2</sup> per cond.	Approx. weight (kg)	Length / m	Connector/end 1	Connector/end 2
74400360	1119318	18G1,5	1,5	2,50	EPIC® 16pol. M	EPIC® 16pol. F
74400361	1119318	18G1,5	2,5	5,00	EPIC® 16pol. M	EPIC® 16pol. F
74400362	1119318	18G1,5	4,6	10,00	EPIC® 16pol. M	EPIC® 16pol. F
74400363	1119318	18G1,5	6,6	15,00	EPIC® 16pol. M	EPIC® 16pol. F
74400364	1119318	18G1,5	8,6	20,00	EPIC® 16pol. M	EPIC® 16pol. F
74400365	1119318	18G1,5	12,7	30,00	EPIC® 16pol. M	EPIC® 16pol. F

# Premade cables

## Premade cables in standard length

### ÖLFLEX® 110 with 16 pole EPIC® Connectors, Brass gland

ÖLFLEX Last 8K 1119418 H-B16TG/H-B16TG

PART NUMBER	Cable	No. of cores and mm <sup>2</sup> per cond.	Approx. weight (kg)	Length / m	Connector/end 1	Connector/end 2
74400370	1119418	18G2,5	2,1	2,50	EPIC® 16pol. M	EPIC® 16pol. F
74400371	1119418	18G2,5	3,7	5,00	EPIC® 16pol. M	EPIC® 16pol. F
74400372	1119418	18G2,5	7,0	10,00	EPIC® 16pol. M	EPIC® 16pol. F
74400373	1119418	18G2,5	10,2	15,00	EPIC® 16pol. M	EPIC® 16pol. F
74400374	1119418	18G2,5	13,5	20,00	EPIC® 16pol. M	EPIC® 16pol. F
74400375	1119418	18G2,5	19,9	30,00	EPIC® 16pol. M	EPIC® 16pol. F

### Coax cable – premade at both ends

#### UNITRONIC® Video Flat with Telegärtner BNC-Connector and colored strain reliefs

Koax flat 0,6/2,8 3034116 3BNC/3BNC

PART NUMBER	Cable	No. of cores and mm <sup>2</sup> per cond.	Approx. weight (kg)	Length / m	Connector/end 1	Connector/end 2
74400600	3034116	3x0,6/2,8	0,1	0,50	3 x BNC (RGB)	3 x BNC (RGB)
74400601	3034116	3x0,6/2,8	0,1	1,00	3 x BNC (RGB)	3 x BNC (RGB)
74400602	3034116	3x0,6/2,8	0,2	2,00	3 x BNC (RGB)	3 x BNC (RGB)
74400603	3034116	3x0,6/2,8	0,4	5,00	3 x BNC (RGB)	3 x BNC (RGB)
74400604	3034116	3x0,6/2,8	0,9	10,00	3 x BNC (RGB)	3 x BNC (RGB)
74400605	3034116	3x0,6/2,8	1,7	20,00	3 x BNC (RGB)	3 x BNC (RGB)

#### UNITRONIC® Video RL BK with Telegärtner BNC-Connector and colored strain reliefs

Koax 0,6/2,8 3034117 3BNC/3BNC

PART NUMBER	Cable	No. of cores and mm <sup>2</sup> per cond.	Approx. weight (kg)	Length / m	Connector/end 1	Connector/end 2
74400610	3034117	3x0,6/2,8	0,1	0,50	3 x BNC (RGB)	3 x BNC (RGB)
74400611	3034117	3x0,6/2,8	0,1	1,00	3 x BNC (RGB)	3 x BNC (RGB)
74400612	3034117	3x0,6/2,8	0,2	2,00	3 x BNC (RGB)	3 x BNC (RGB)
74400613	3034117	3x0,6/2,8	0,6	5,00	3 x BNC (RGB)	3 x BNC (RGB)
74400614	3034117	3x0,6/2,8	1,2	10,00	3 x BNC (RGB)	3 x BNC (RGB)
74400615	3034117	3x0,6/2,8	2,4	20,00	3 x BNC (RGB)	3 x BNC (RGB)

#### UNITRONIC® Video RL BK with Telegärtner BNC-Connector and colored strain reliefs

Koax 0,6/2,8 3034118 5BNC/5BNC

PART NUMBER	Cable	No. of cores and mm <sup>2</sup> per cond.	Approx. weight (kg)	Length / m	Connector/end 1	Connector/end 2
74400620	3034118	5x0,6/2,8	0,1	0,50	5 x BNC (RGB+BW)	5 x BNC (RGB+BW)
74400621	3034118	5x0,6/2,8	0,2	1,00	5 x BNC (RGB+BW)	5 x BNC (RGB+BW)
74400622	3034118	5x0,6/2,8	0,4	2,00	5 x BNC (RGB+BW)	5 x BNC (RGB+BW)
74400623	3034118	5x0,6/2,8	0,9	5,00	5 x BNC (RGB+BW)	5 x BNC (RGB+BW)
74400624	3034118	5x0,6/2,8	1,9	10,00	5 x BNC (RGB+BW)	5 x BNC (RGB+BW)
74400625	3034118	5x0,6/2,8	3,8	20,00	5 x BNC (RGB+BW)	5 x BNC (RGB+BW)

### UNITRONIC® Video RL BK with Telegärtner BNC-Connector and strain reliefs

Koax 0,6/3,7 3034033 1BNC/1BNC

PART NUMBER	Cable	No. of cores and mm <sup>2</sup> per cond.	Approx. weight (kg)	Length / m	Connector/end 1	Connector/end 2
74400630	3034033	1x0,6/3,7	0,1	0,50	1 x BNC	1 x BNC
74400631	3034033	1x0,6/3,7	0,1	1,00	1 x BNC	1 x BNC
74400632	3034033	1x0,6/3,7	0,1	2,00	1 x BNC	1 x BNC
74400633	3034033	1x0,6/3,7	0,2	5,00	1 x BNC	1 x BNC
74400634	3034033	1x0,6/3,7	0,5	10,00	1 x BNC	1 x BNC
74400635	3034033	1x0,6/3,7	0,9	20,00	1 x BNC	1 x BNC

### UNITRONIC® Video RL BK with Telegärtner BNC-Connector and strain reliefs

Koax 0,6/2,8 3034036 1BNC/1BNC

PART NUMBER	Cable	No. of cores and mm <sup>2</sup> per cond.	Approx. weight (kg)	Length / m	Connector/end 1	Connector/end 2
74400640	3034036	1x0,6/2,8	0,1	0,50	1 x BNC	1 x BNC
74400641	3034036	1x0,6/2,8	0,1	1,00	1 x BNC	1 x BNC
74400642	3034036	1x0,6/2,8	0,1	2,00	1 x BNC	1 x BNC
74400643	3034036	1x0,6/2,8	0,1	5,00	1 x BNC	1 x BNC
74400644	3034036	1x0,6/2,8	0,3	10,00	1 x BNC	1 x BNC
74400645	3034036	1x0,6/2,8	0,6	20,00	1 x BNC	1 x BNC

# Other Catalogues

Order your free copy! Call us on +49 (0)1805/10 12 12-9300 or send an e-mail to [info@lappkabel.de](mailto:info@lappkabel.de). Visit our website at [www.lappkabel.de](http://www.lappkabel.de).

In addition to the extensive range of products in the main catalogue, we now have a series of subject catalogues listing other products and information for special applications.

To order a subject catalogue, simply call our Hotline on +49 (0)1805/10 12 12-9300.



From ready made-up cable systems for drives through ready-to-install sensor/actuator wiring to made-up spiral cables, single core and energy chains, this catalogue contains everything you need to know about "Automation components".



## Lapp Kabel Main Catalogue 2007

The 2007 Lapp Kabel main catalogue has over 800 pages full of the latest products from Lapp Kabel and the Lapp Group, not to mention the proven branded favourites and a wealth of technical data. Also available on CD-ROM.

### Safety

Without exception our products are tested for application safety in accordance with laid down standards and our own regulations, which complement the standards. Relevant legal requirements and safety regulations are also observed. Provided due care and attention is paid, the possibility of product-specific danger to the user may thus reasonably be excluded. Where products are used carelessly or incorrectly, however, considerable danger to persons and

the environment may arise. For this reason, our cables must only be processed and /or used responsibly by trained electricians or specialists. This catalogue contains general information for the application of each product. Independent of such information, the application standards DIN VDE 0298 and DIN VDE 001 for cables will apply. Excerpts from these standards, as well as complementary selection and application tables, design and installation guidelines, are contained

in the tables in the appendix to this catalogue. Our machines and installation tools are - where necessary - designed in accordance with the machine guidelines and display the CE identification mark. It must be noted, however, that our machines and installation tools must only be used by trained specialized personnel and for the purpose for which they were designed.

©Copyright by U.I. Lapp GmbH. Reprinting or reproduction of the text or the illustrations may be made only with written approval and with correct indication of source. We reserve the right to make modifications to our products, especially those based on technical improvements or continued development. All illustrations and numerical data etc. are therefore without warranty and are subject to change.

# ÖLFLEX®

# UNITRONIC®

# HITRONIC®

# SKINTOP®

# SILVYN®

# EPIC®

# FLEXIMARK®

# ETHERLINE®

LAPP products are available from  
**MARYLAND METRICS**

P.O. Box 261 Owings Mills, MD 21117 USA  
ph:(410)358-3130 (800)638-1830  
fx:(410)358-3142 (800)872-9329  
RFQ form: <http://mdmetric.com/rfq.htm>

Lapp Index Page: <http://mdmetric.com/elect/contents.htm>



**LAPP GROUP**

**U.I. Lapp GmbH**

Schulze-Delitzsch-Straße 25 • D-70565 Stuttgart

Tel.: 0049 (0)711/7838 - 2670

Fax: 0049 (0)711/7838 - 4920

**General conditions of sale:**

Our general conditions of sale can be downloaded from our website [www.lappkabel.de](http://www.lappkabel.de) under the menu "Service".