

Flexible Tray Cable

LAPP products are available from
MARYLAND METRICS

P.O. Box 261 Owings Mills, MD 21117 USA
ph:(410)358-3130 (800)638-1830
fx:(410)358-3142 (800)872-9329
RFQ form: <http://mdmetric.com/rfq.htm>


























Lapp Index Page: <http://mdmetric.com/elect/contents.htm>










































Flexible Tray Cable

QUICK SELECT CHART





69

NEW	OLFLEX® TC 600/ 600 S	     	71
	For Exposed Run, no conduit is needed		
	OLFLEX® TRAY II/ II CY	      	73
Flexible & Oil Resistant Tray Cable with both UL & CSA TC Approval for Industrial Applications			
	OLFLEX® AUTO-I	     	75
Heavy Duty, Flexible Control Cable with Colored Conductors for DC, AC or Control Wiring			
NEW	OLFLEX® SERVO TC	     	76
	Tray Approved for Power and Signal For Longer Plant Cable Runs		

OTHER TRAY APPROVED CABLES IN OTHER CATALOG SECTIONS

NEW	OLFLEX® CONTROL TM/ TM CY	     	44
	Flexible and Oil Resistant Tray & Machine Cable UL MTW & UL/CSA TC Approval with Exposed Run for Industrial Applications		
NEW	OLFLEX® CONTROL M	     	62
	Flexible & Oil Resistant MTW Cable according to NFPA 79		
NEW	OLFLEX® CONTROL COLD	     	46
	Flexible & Cold Temperature Tray Cable with UL/CSA -45°C Flexible/ -55°C Stationary		
NEW	OLFLEX® POWER MULTI	    	63
	Flexible & Oil Resistant Tray Cable and STOOW Extra Hard Service Cordage		
	UNITRONIC® 300 Series	   	154
Multi-Conductor Low Voltage Control & Signal Cable for Industrial Applications			
	OLFLEX® FD AUTO-X	    	94
Heavy Duty Continuous Flex Control Cable UL Type MTW Approved Cable			
	OLFLEX® VFD Slim	      	130
Reduced Diameter VFD Cable with "Lapp Surge Guard" UL & CSA TC Approval			

Flexible Tray Cable

<p>OLFLEX® VFD with Signal Flexible VFD Cable with a Pair for Brake or Temperature Sensor</p>		<p>132</p>
<p>OLFLEX® VFD SYMMETRICAL Oil Resistant Motor Supply Cable for Large HP VFD Drives with UL & CSA TC Approval</p>		<p>133</p>
<p>OLFLEX® FD VFD Continuous Flex VFD Cable with UL & CSA TC Approval</p>		<p>134</p>
<p>OLFLEX® SDP TC Severe Duty Power Cable, Bus Drop Cable</p>		<p>135</p>

QUICK SELECT CHART



	AWG Range	Conductor Count	Stranding
OLFLEX® TC 600	18 - 10	3, 4, 5, 6, 7, 9, 10, 12, 15, 16, 19, 25	7 & 19 Strand
OLFLEX® TC 600 S	18 - 10	3, 4, 5, 6, 7, 9, 10, 12, 15, 16, 19, 25	7 & 19 Strand
OLFLEX® TRAY II	18 - 500 KCMIL	3, 4, 5, 7, 8, 9, 12, 16, 18, 25, 41, 50, 61	Class 5 Fine Strands
OLFLEX® TRAY II CY	18 - 500 KCMIL	3, 4, 5, 7, 12, 18, 25	Class 5 Fine Strands
OLFLEX® AUTO-I	18 - 16	3, 5, 7, 11, 12, 19, 25, 33, 42, 49, 65	30 AWG Stranding
OLFLEX® SERVO TC	18 - 4	4c + 2 pair	Class 5 Fine Strands
OLFLEX® CONTROL TM/ TM CY	18 - 10	3, 4, 5, 6, 7, 9, 10, 12, 15, 19, 20, 25	Class 5 Fine Strands
OLFLEX® CONTROL M	18 - 2	3, 4, 5, 7, 9, 12, 18, 19, 25, 33	Class 5 Fine Strands
OLFLEX® CONTROL COLD	18 - 2	3, 4, 5, 7, 9, 12, 16, 18, 25	Class 5 Fine Strands
OLFLEX® POWER MULTI	18 - 8	3, 4, 5, 7, 12, 18, 25	Class 5 Fine Strands
UNITRONIC® 300/ 300S	28 - 16	2, 3, 4, 6, 8, 10, 15, 20, 25, 30, 40, 50	Class 5 Fine Strands
OLFLEX® FD AUTO-X	18 - 16	3, 5, 7, 11, 12, 19, 25, 33, 42, 49, 55	Class M
OLFLEX® VFD Slim	18 - 2	4	30 AWG Stranding
OLFLEX® VFD with Signal	16 - 4	4c + 1pr	30 AWG Stranding
OLFLEX® VFD SYMMETRICAL	1 - 500 KCMIL	3c + 3 symm grounds	19 & 30 Strand
OLFLEX® VFD FD	14 - 10	4c	Class 6 Superfine Stranding
OLFLEX® SDP TC	14 - 2	4c	Class 5 Fine Strands

* UNITRONIC® 300 Wet Rating is based on Lapp Testing.

Shield	Jacket	Low Temp	High Temp	Oil Rating	Flame Rating	Motion Type	Wet Rating	Page #
No	PVC	-40°C	90°C	★	★★★	★	75°C	71
Yes	PVC	-40°C	90°C	★	★★★	★	75°C	71
No	PVC	-40°C	90°C	★★	★★★	★	75°C	73
Yes	PVC	-40°C	90°C	★★	★★★	★	75°C	73
No	PVC	-25°C	90°C	★★	★★★	★	75°C	75
Yes	PVC	-40°C	90°C	★★	★★★	★	75°C	76
Yes & No	PVC	-40°C	90°C	★★	★★★	★	75°C	44
No	TPE	-40°C	105°C	★★★	★★★	★★	75°C	62
No	PVC	-55°C	90°C	★	★★★	★	75°C	46
No	TPE	-40°C	90°C	★★★	★★★	★	75°C	63
Yes & No	PVC	-25°C	90°C	★★	★★★	★	75°C	154
No	TPE	-25°C	90°C	★★★	★★★	★★★	75°C	94
Yes	PVC	-25°C	90°C	★★	★★★	★	75°C	130
Yes	TPE	-25°C	105°C	★★★	★★★	★	75°C	132
Yes	PVC	-20°C	90°C	★★	★★★	★	90°C	133
Yes	TPE	-25°C	105°C	★★★	★★★	★★★	75°C	134
No	TPE	-40°C	105°C	★★★	★★★	★	75°C	135

		OR-	FR-	Motion
★★★★★	Ultimate	05	05	CF-03
★★★★	Excellent	04	04	CF-02
★★★	Superior	03	03/3.1	CF-01
★★	Above Average	02	02	FL-02
★	Average	01	01	FL-01


Cable Attributes, See Page 653

	Oil Resistance: OR		Flame Resistance: FR		Motion CF or FL
---	--------------------	---	----------------------	---	-----------------

Tray Cables from the Lapp Group

The Lapp Group offers a complete line of UL TC-ER (Exposed Run)/CSA TC cables for all your application needs.

Do It Without Conduit



- From industrial to commercial.....
- From cold environments to hazardous environments.....
- With either black, red, or yellow conductors.....
- From control to power.....
- From machine tools to factory installation.....
- In either black or gray jackets.....
- From 22 AWG to 500 KCMIL.....
- For 300V to 600V max.....
- For USA and Canada.....

**Lapp Group, your one stop solution for all
UL TC-ER (Exposed Run) & CSA TC cables**

OLFLEX® TC 600/ 600 S

For Exposed Run, no conduit is needed



OLFLEX® TC 600 is a multi-conductor cable approved for use in cable trays. It is UL TC-ER & CSA CIC/TC approved making it perfect for new plant installations and factory expansion. OLFLEX® TC 600 S has an overall foil tape and drain wire for EMI & RFI protection.

Recommended Applications:

Plant expansion, Contractor market, A & E firm plant designs, Tray wiring, Anywhere that VNTC® cables are used

Application Advantage:

- Easier to pull than standard tray cables, minimizing labor costs
- UL TC-ER approval to reduce material costs. No conduit is needed.
- Black numbered conductors with printed color code for easy identification
- UV resistant and direct burial
- UL wet rating 75°C

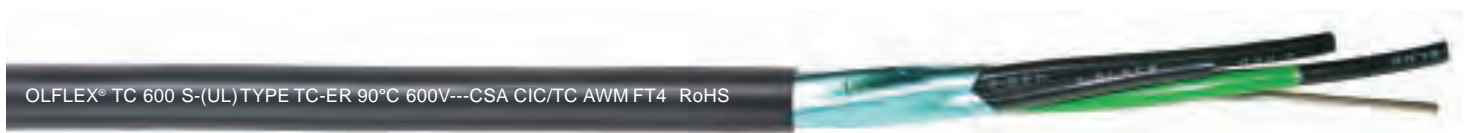
OLFLEX® TC 600 Construction:

Finely stranded bare copper conductors; specially blended PVC/nylon insulation; specially formulated PVC jacket.



OLFLEX® TC 600 S Construction:

Finely stranded bare copper conductors; specially blended PVC/nylon insulation; 100% shielding with foil tape and drain wire; specially formulated PVC jacket.



Cable Attributes, See Page 653

	Oil Resistance: OR-01		Flame Resistance: FR-03
	Motion Type: FL-01		Mechanical Properties: MP-03

Availability:

	Standard put-ups are 100ft, 250ft, 500ft, and 1,000ft. Bulk reels can be cut to length.
--	---

Complete the installation with:

	SKINTOP® Strain Relief: Page 486		EPIC® Connectors: Page 251
	OLFLEX® Tubing: Page 546		OLFLEX® Servo TC: Page 75

Additional color code for the conductors and jacket available upon request. Minimums may apply.

Technical Data:

<p> Minimum Bending Radius for installation: 6 x cable diameter for shielded: 8 x cable diameter</p> <p> Temperature Range: -40°C to +90°C UL AWM</p> <p> Nominal Voltage: 600V - TC 1000V - TC Wind Turbine (WTTC)</p> <p> Test Voltage: 2000V</p> <p> Color Code: Conductors are black printed with white numbers and color name per color chart ICEA-NEMA (K-2) plus green/yellow ground</p>	<p> Approvals: UL: - Type TC-ER (Exposed Run) - UL AWM, UL Wet Rating 75°C - UL Type MTW, NFPA 79 2007 (14 AWG and larger) - Class 1, Div. 2 per NEC Art. 336, 392, 501 - Bus Drop- 14 AWG & Larger; 3c & 4c only</p> <p>CSA: - c(UL) CIC/TC FT4 - CSA-AWM I/II A/B FT4</p> <p>Please note that VNTC® is a trademark for General Cable Technologies Corporation. ** Meets UL Bus Drop Approval</p>
---	--

OLFLEX® TC 600/ 600 S

For Exposed Run, no conduit is needed.



OLFLEX® TC 600: Flexible Tray Cable

Part Number	Number of Conductors includes ground	Nominal Outer Diameter inches	mm	Copper Weight lbs/mft	Approx. Weight lbs/mft	kg/km	Part Number	Number of Conductors includes ground	Nominal Outer Diameter inches	mm	Copper Weight lbs/mft	Approx. Weight lbs/mft	kg/km
18 AWG (7 strand) 1.00 mm ²							211409						
211802	2	.273	6.9	13	42	63	9	.510	13.0	121	218	324	
211803	3	.287	7.3	16	55	82	211410	10	.585	14.9	135	242	360
211804	4	.310	7.9	21	64	95	211412	12	.602	15.3	162	298	443
211805	5	.335	8.5	27	75	112	211416	16	.665	16.9	215	373	555
211807	7	.361	9.2	37	97	144	211419	19	.699	17.8	256	450	670
211809	9	.416	10.6	48	109	162	211425	25	.807	20.5	337	569	847
211810	10	.449	11.4	53	115	171	12 AWG (19 strand) 3.30 mm ²						
211812	12	.462	11.7	64	166	247	211202	2	.363	9.2	50	85	127
211815	15	.511	13.0	80	207	308	211203**	3	.384	9.8	64	111	165
211819	19	.569	14.5	101	263	391	211204**	4	.419	10.6	86	148	220
211825	25	.648	16.6	133	312	464	211205	5	.456	11.6	107	181	269
16 AWG (7 strand) 1.32 mm ²							211206	6	.496	12.6	128	250	372
211602	2	.295	7.5	18	52	77	211207	7	.496	12.6	150	324	482
211603	3	.311	7.9	25	67	100	211209	9	.610	15.5	192	360	536
211604	4	.337	8.6	34	80	119	211212	12	.681	17.3	257	432	643
211605	5	.364	9.3	42	95	141	211216	16	.754	19.2	342	540	804
211606	6	.394	10.0	51	123	183	211219	19	.794	20.2	406	684	1018
211607	7	.394	10.0	59	123	183	211220	20	.835	21.2	428	720	1071
211609	9	.455	11.6	76	166	247	211225	25	.960	24.4	535	900	1339
211610	10	.493	12.5	85	184	273	10 AWG (19 strand) 5.32 mm ²						
211612	12	.508	12.9	101	213	317	211002	2	.439	11.2	74	148	220
211616	16	.594	15.1	135	246	366	211003**	3	.466	11.9	102	193	287
211619	19	.624	15.9	161	286	426	211004**	4	.511	13.0	136	257	382
211620	20	.655	16.6	169	301	448	211005	5	.591	15.0	170	307	457
211625	25	.718	18.2	211	312	464	211007	7	.642	16.3	238	430	640
14 AWG (19 strand) 2.08 mm ²							211009	9	.748	19.0	306	549	817
211402	2	.325	8.3	30	65	96	211012	12	.839	21.3	408	737	1097
211403**	3	.343	8.7	40	84	125	211019	19	1.024	26.0	646	1178	1753
211404**	4	.373	9.5	54	104	155	8 AWG (19/.0295) 13.2 mm ²						
211405	5	.405	10.3	67	124	185	210804	4	.943	24.0	245	597	888
211406	6	.439	11.2	81	164	244	6 AWG (19/.0372) 8.38 mm ²						
211407	7	.439	11.2	94	164	244	210604	4	1.101	28.0	393	838	1297

OLFLEX® TC 600 S: Shielded Flexible Tray Cable

Part Number	Number of Conductors includes ground	Nominal Outer Diameter inches	mm	Copper Weight lbs/mft	Approx. Weight lbs/mft	kg/km	Part Number	Number of Conductors includes ground	Nominal Outer Diameter inches	mm	Copper Weight lbs/mft	Approx. Weight lbs/mft	kg/km
18 AWG (7 strand) 1.00 mm ²							211406S						
211802S	2	.276	7.0	13	44	65	211407S	7	.442	11.2	81	169	251
211803S	3	.290	7.3	16	57	84	211409S	9	.513	13.0	121	225	334
211804S	4	.313	7.9	21	66	98	211410S	10	.588	14.9	135	249	371
211805S	5	.338	8.5	27	77	115	211412S	12	.605	15.3	162	307	456
211807S	7	.364	9.2	37	100	148	211416S	16	.668	16.9	215	384	572
211809S	9	.419	10.6	48	112	167	211419S	19	.702	17.8	256	464	690
211810S	10	.452	11.4	53	118	176	211425S	25	.810	20.5	337	586	872
211812S	12	.465	11.7	64	171	254	12 AWG (19 strand) 3.30 mm ²						
211815S	15	.514	13.0	80	213	317	211202S	2	.366	9.3	50	89	132
211819S	19	.572	14.5	101	271	403	211203S**	3	.387	9.8	64	114	170
211825S	25	.651	16.6	133	321	478	211204S**	4	.422	10.6	86	152	227
16 AWG (7 strand) 1.32 mm ²							211205S	5	.459	11.6	107	186	277
211602S	2	.298	7.6	18	54	80	211206S	6	.499	12.6	128	258	383
211603S	3	.314	7.9	25	69	103	211207S	7	.499	12.6	150	334	496
211604S	4	.340	8.6	34	82	123	211209S	9	.613	15.5	192	371	552
211605S	5	.367	9.3	42	98	145	211212S	12	.684	17.3	257	445	662
211606S	6	.397	10.0	51	127	188	211216S	16	.757	19.2	342	556	828
211607S	7	.397	10.0	59	127	188	211219S	19	.797	20.2	406	705	1049
211609S	9	.458	11.6	76	171	254	211220S	20	.883	21.4	428	742	1103
211610S	10	.496	12.6	85	190	281	211225S	25	.963	24.4	535	927	1379
211612S	12	.511	12.9	101	219	327	10 AWG (19 strand) 5.32 mm ²						
211616S	16	.597	15.1	135	253	377	211002S	2	.422	11.2	74	154	229
211619S	19	.627	15.9	161	295	439	211003S**	3	.469	11.9	102	199	296
211620S	20	.658	16.6	169	310	461	211004S**	4	.514	13.0	136	265	393
211625S	25	.721	18.2	211	321	478	211005S	5	.594	15.0	170	316	471
14 AWG (19 strand) 2.08 mm ²							211007S	7	.645	16.3	238	443	659
211402S	2	.328	8.3	30	67	100	211009S	9	.751	19.0	306	565	842
211403S**	3	.346	8.7	40	87	129	211012S	12	.842	21.3	408	759	1130
211404S**	4	.376	9.5	54	107	160	211019S	19	1.027	26.0	646	1213	1806
211405S	5	.408	10.3	67	128	191							

OLFLEX® TRAY III/ II CY

Flexible & Oil Resistant Tray Cable with both
UL & CSA TC Approval for Industrial Applications



OLFLEX® Tray II is an industrial grade tray cable with superior oil performance for long cable life. It has a pressure extruded jacket and fine copper stranding for excellent flexibility making it much easier to pull through tray. With UL TC-ER approval, no conduit is needed so you can reduce material costs along with saving on labor.

Recommended Applications:

Industrial plant expansions, Automotive plants, Tray wiring, anywhere that VNTC® cables are used

Application Advantage:

- Oil resistant pressure extruded PVC jacket for improved flexibility
- Easier to pull than standard tray cables minimizing labor costs
- UL TC-ER approval to reduce material costs. No conduit is needed.
- Black numbered conductors for easy identification
- UV resistant and direct burial
- UL wet rating 75°C

OLFLEX® TRAY II Construction:

Finely stranded bare copper conductors; specially blended PVC/nylon insulation; specially formulated oil resistant black PVC jacket.



OLFLEX® TRAY II CY Construction:

Finely stranded bare copper conductors; specially blended PVC/nylon insulation; 100% shielding with foil tape and tinned copper braid (70% coverage); specially formulated oil resistant black PVC jacket



Cable Attributes, See Page 653

	Oil Resistance: OR-02		Flame Resistance: FR-03
	Motion Type: FL-01		Mechanical Properties: MP-03

Availability:

	Standard put-ups are 100ft, 250ft, 500ft, and 1,000ft. Bulk reels can be cut to length.
--	---

Complete the installation with:

	SKINTOP® Strain Relief: Page 486		EPIC® Connectors: Page 251
	OLFLEX® Tubing: Page 546		OLFLEX® Servo TC: Page 75

Additional color code for the conductors and jacket available upon request. Minimums may apply.

Jacket is dual printed with AWG/mm² equivalent.

Technical Data:

	Minimum Bending Radius for installation: < 1 AWG: 5 x cable diameter ≥ 1 AWG: 7.5 x cable diameter		Color Code: Black with white numbers plus green/yellow ground
	Temperature Range: -40°C to +90°C UL/CSA TC -40°C to +90°C UL AWM		Approvals: UL: - Type TC-ER (Exposed Run) or DP-1 - UL AWM, Oil Res I, Wet Rating 75°C UL 83 - UL MTW, NFPA 79 2007 - Class 1, Div. 2 per NEC Art. 336, 392, 501 - Submersible pump (14 AWG & Larger: 2 to 7 conductors) CSA: - c(UL) Type TC and CIC FT4 - CSA-AWM I/II A/B FT4 Additional: - MSHA-P-07-KA050016-MSHA (Shielded Only)
	Nominal Voltage: 600V - TC 1000V - AWM 1000V - TC Wind Turbine (WTTC)		
	Conductor Stranding: Fine wire		

Please note that VNTC® is a trademark for General Cable Technologies Corporation.

OLFLEX® TRAY III/ II CY

Flexible & Oil Resistant Tray Cable with both
UL & CSA TC Approval for Industrial Applications



OLFLEX® Tray II: Flexible and Oil Resistant Tray Cable

Part Number	Number of Conductors includes ground	Nominal Outer Diameter inches mm	Copper Weight lbs/mft	Approx. Weight lbs/mft kg/km	Part Number	Number of Conductors includes ground	Nominal Outer Diameter inches mm	Copper Weight lbs/mft	Approx. Weight lbs/mft kg/km
18 AWG (19/30) 1.00 mm²					10 AWG (82/.0117) 6 mm²				
221803	3	.297 7.5	19	57 85	221004	4	.578 14.7	147	265 394
221804	4	.320 8.1	25	66 98	221005	5	.631 16.0	184	317 472
221805	5	.346 8.8	31	77 115	221007	7	.686 17.4	257	443 661
221807	7	.373 9.5	44	100 149	8 AWG (74/.0159) 10 mm²				
221809	9	.429 10.9	56	112 167	220804	4	.703 17.9	245	412 615
221812	12	.477 12.1	75	171 255	220805	5	.772 19.6	306	518 771
221818	18	.587 14.9	113	245 365	6 AWG (119/.0159) 16 mm²				
221825	25	.664 16.9	156	322 479	220603	3	.776 19.7	295	462 688
221850	50	.939 23.9	313	646 961	220604	4	.899 22.8	393	580 864
16 AWG (28/30) 1.50 mm²					220605	5	.982 24.9	491	725 1080
221603	3	.325 8.3	27	69 103	4 AWG (182/.04) 25 mm²				
221604	4	.351 8.9	36	83 124	220403	3	.999 25.3	406	918 1367
221605	5	.381 9.7	45	98 146	220404	4	1.094 27.8	541	952 1418
221607	7	.412 10.5	64	127 189	2 AWG (273/.04) 35 mm²				
221608	8	.444 11.3	73	136 203	220203	3	1.155 29.3	640	1169 1741
221609	9	.476 12.1	82	171 255	220204	4	1.272 32.3	853	1394 2077
221612	12	.565 14.4	109	220 328	1 AWG (836/30) 42.3 mm²				
221616	16	.621 15.8	145	271 403	220104	4	1.400 35.6	1096	1978 2947
221618	18	.652 16.6	163	289 431	1/0 AWG (1045/30) 52.9 mm²				
221625	25	.741 18.8	227	397 592	221104	4	1.466 37.2	1344	2195 3271
221641	41	.986 25.0	372	625 931	2/0 AWG (1330/30) 67.3 mm²				
221650	50	1.048 26.6	454	760 1132	222204	4	1.674 42.5	1777	2750 4098
221661	61	1.085 27.6	553	769 1148	3/0 AWG (1672/30) 84.8 mm²				
14 AWG (46/30) 2.50 mm²					223304	4	1.695 43.1	2255	3717 5538
221403	3	.362 9.2	45	87 130	4/0 AWG (2107/30) 106.7 mm²				
221404	4	.392 10.0	60	107 159	224404	4	2.059 52.3	2839	4694 6994
221405	5	.427 10.8	75	128 191	250 KCMIL (33 x 19/24) 128.4 mm²				
221407	7	.463 11.8	105	169 252	222504	4	2.167 55.0	3314	5102 7602
221409	9	.571 14.5	135	225 335	350 KCMIL (24 x 37/24) 181.9 mm²				
221412	12	.636 16.2	179	308 459	223504	4	2.501 63.5	4687	5578 8311
221418	18	.737 18.7	269	439 654	500 KCMIL (34 x 37/24) 257.6 mm²				
221425	25	.886 22.5	374	587 874	225004	4	2.902 73.7	6615	7090 10564
12 AWG (56/.0117) 4 mm²									
221204	4	.460 11.7	100	152 226					
221205	5	.503 12.8	125	187 279					
221207	7	.581 14.8	176	258 384					

OLFLEX® Tray II CY: Shielded Flexible and Oil Resistant Tray Cable

Part Number	Number of Conductors includes ground	Nominal Outer Diameter inches mm	Copper Weight lbs/mft	Approx. Weight lbs/mft kg/km	Part Number	Number of Conductors includes ground	Nominal Outer Diameter inches mm	Copper Weight lbs/mft	Approx. Weight lbs/mft kg/km
18 AWG (19/30) 1.00 mm²					12 AWG (56/.0117) 4 mm²				
2218030	3	.322 8.2	21	80 119	2214070	7	.494 12.5	125	220 327
2218040	4	.346 8.8	35	92 137	2214120	12	.667 16.9	208	400 595
2218050	5	.371 9.4	42	100 149	2214180	18	.768 19.5	303	527 784
2218070	7	.398 10.1	56	130 193	2214250	25	.917 23.3	426	704 1048
2218120	12	.508 12.9	96	222 330	10 AWG (82/.0117) 6 mm²				
2218180	18	.618 15.7	138	294 438	2210040	4	.609 15.5	173	371 552
2218250	25	.695 17.7	190	386 574	2210050	5	.662 16.8	211	412 613
16 AWG (28/30) 1.5 mm²					2210070	7	.717 18.2	291	575 856
2216030	3	.350 8.9	38	97 144	8 AWG (74/.0159) 10 mm²				
2216040	4	.376 9.6	48	116 173	2208040	4	.737 18.7	279	576 857
2216050	5	.406 10.3	59	127 189	6 AWG (119/.0159) 16 mm²				
2216070	7	.443 11.3	82	165 246	2206040	4	.918 23.3	435	812 1208
2216120	12	.596 15.1	134	286 426	4 AWG (182/.04) 25 mm²				
2216180	18	.683 17.3	196	346 515	2204040	4	1.127 28.6	613	1332 1982
2216250	25	.772 19.6	261	476 708	2 AWG (273/.04) 35 mm²				
14 AWG (46/30) 2.5 mm²					2202040	4	1.309 33.2	945	1951 2903
2214030	3	.387 9.8	57	121 180					
2214040	4	.423 10.7	78	150 223					
2214050	5	.458 11.6	93	180 268					

The zero at the end of the part number denotes foil and braid shielding.

OLFLEX® AUTO-I

Heavy Duty, Flexible Control Cable with Colored Conductors for DC, AC or Control Wiring



OLFLEX® AUTO-I is a UV resistant, multi-conductor cable designed for use on Machine Tool Equipment and other industrial machinery conforming to NFPA 79 2007 wiring norms. OLFLEX® AUTO-I is color coded with either blue, red, yellow, orange or black conductors for DC, AC or control wiring.

Recommended Applications:

Machine Tool machinery, Food & Beverage, Processing equipment, Automotive and Machine wiring for conformance to NFPA 79 2007

Application Advantage:

- Industrial grade PVC jacket (Oil Res I)
- Conforms to NFPA 79 2007 standards for wiring machinery
- UL TC-ER, MTW & CSA CIC/TC approved
- Number coded for easy wiring with either black, blue, red, orange or yellow conductors

OLFLEX® AUTO-I Construction:

Finely stranded bare copper conductors; specially formulated PVC/nylon insulation; specially formulated gray PVC jacket.



Cable Attributes, See Page 653

	Oil Resistance: OR-02		Flame Resistance: FR-03
	Motion Type: FL-01		Mechanical Properties: MP-03

Availability:

Standard put-ups are 100ft, 250ft, 500ft, and 1,000ft. Bulk reels can be cut to length.

Complete the installation with:

	SKINTOP® Strain Relief: Page 486		EPIC® Connectors: Page 251
	OLFLEX® Tubing: Page 546		OLFLEX® VFD Slim: Page 130

Jacket is dual printed with AWG/mm² equivalent. Minimums may apply.

Additional color code for the conductors and jacket available upon request.

Technical Data:

- | | | | | |
|---|---|--|------|---|
| <input checked="" type="checkbox"/> Minimum Bend Radius for installation: | 5 x cable diameter | <input checked="" type="checkbox"/> Approvals: | UL: | - Type TC-ER (Exposed Run)
- Type MTW, NFPA 79 2007
- Oil Res. I, UL Wet Rating 75°C
- Class 1 Div. 2 per NEC Art. 336, 392, 501 |
| <input checked="" type="checkbox"/> Temperature Range: | -25°C to +90°C | | CSA: | - c(UL) CIC/TC FT4
- AWM I/II A/B FT4 |
| <input checked="" type="checkbox"/> Nominal Voltage: | 600V
1000V - TC Wind Turbine (WTTC) | | | |
| <input checked="" type="checkbox"/> Color Code: | Red (R), Blue (B), Black (BK), or Yellow (Y) or Orange (O) with black numbers, plus green/yellow ground (Black cond. has white numbers) | | | |
- >7c
- For blue: No. 2 cond. is white with blue stripe
 - For red: No. 2 cond. is white, plus grn/yell gnd
 - For yellow: No. 2 cond. is white, plus grn/yell gnd
 - For orange: No. 2 cond. is white, plus grn/yell gnd

Part Number	Number of Conductors includes ground	Nominal Outer Diameter inches	mm	Copper Weight lbs/mft	Approx. Weight lbs/mft	kg/km	Part Number	Number of Conductors includes ground	Nominal Outer Diameter inches	mm	Copper Weight lbs/mft	Approx. Weight lbs/mft	kg/km
18 AWG (19/30) 1.00 mm ² (BLUE)							16 AWG (26/30) 1.32 mm ² (BLUE)						
251803IB	3	.297	7.5	19	57	85	251603IB	3	.323	8.2	27	65	97
251805IB	5	.346	8.7	31	77	115	251607IB	7	.409	10.4	64	125	186
251807IB	7	.373	9.4	44	100	149	251611IB	11	.541	13.7	100	202	301
251811IB	11	.463	11.8	69	157	234	251612IB	12	.557	14.1	109	220	325
251812IB	12	.477	12.1	75	171	255	251617IB	17	.638	16.1	154	259	379
251819IB	19	.583	14.8	119	254	378	251619IB	19	.643	16.3	172	285	424
251825IB	25	.677	17.2	156	322	479	251625IB	25	.737	18.7	227	397	590
251833IB	33	.736	18.7	206	397	590	251633IB	33	.816	20.7	299	510	758
251842IB	42	.818	20.7	263	510	758	251642IB	42	.950	24.1	381	625	936
251849IB	49	.908	23.0	306	620	917	251649IB	49	1.005	25.5	445	760	1132
251865IB	65	1.011	25.6	407	726	1024	251665IB	65	1.123	28.5	590	890	1326

Replace the B at the end of the P/N with R for red conductors, Y for yellow conductors, BK for black conductors or O for orange conductors

OLFLEX® SERVO TC

Tray Approved for Power and Signal
For Longer Plant Cable Runs



OLFLEX® SERVO TC is a power cable with two shielded pairs for signal/feedback. It is UL TC-ER and CSA CIC/TC making it approved for tray. OLFLEX® SERVO TC has an overall shield for EMI & RFI protection.

Recommended Applications:

Plant expansion, Contractor market, A & E firm plant designs, Tray wiring, Anywhere that VNTC® cables are used

Application Advantage:

- Tray Approved Servo Cable
- Oil Resistant PVC Jacket
- TC-ER Approved so no conduit is needed
- With Tray approval, it is perfect for long runs from a cabinet to the machine
- Meets NFPA 79 2007 Machine Wiring Standard

OLFLEX® SERVO TC Construction:

Bare copper conductors; specially blended PVC/nylon insulation; pairs have a foil shield and drain wire, overall foil shield with drain wire; specially formulated PVC jacket.

OLFLEX® SERVO TC-(UL) TYPE TC-ER 90°C 600V---c(UL) CIC/TC CSA AWM FT4 RoHS



Cable Attributes, See Page 653

Oil Resistance: OR-02	Flame Resistance: FR-03
Motion Type: FL-01	Mechanical Properties: MP-03

Availability:

Standard put-ups are 100ft, 250ft, 500ft, and 1,000ft. Bulk reels can be cut to length.

Complete the installation with:

SKINTOP® Strain Relief: Page 486	EPIC® Connectors: Page 251
OLFLEX® Tubing: Page 546	OLFLEX® VFD Slim: Page 130

Minimums may apply on 18, 8, 6 & 4 AWG

Jacket is dual printed with AWG/mm² equivalent.

Technical Data:

- | | | | |
|---------------------------------------|---|-------------|--|
| Minimum Bend Radius for installation: | 10 x cable diameter | Color Code: | Three black conductors with white numbers, plus green/yellow ground and two black pairs with white numbers (4&5, 6&7) |
| Temperature Range: | -40°C to +90°C | Approvals: | UL: - Type TC-ER (Exposed Run)
- UL AWM, UL Wet Rating 75°C
- Class 1, Div. 2 per NEC Art. 336, 392, 501
- Type MTW, NFPA 79 2007
- UL Bus Drop- 14 AWG & Larger |
| Nominal Voltage: | 600V- TC
1000V- TC Wind Turbine (WTTC) | CSA: | - c(UL) CIC/TC FT4
- AWM I/II A/B FT4, CIC/TC |
| Test Voltage: | 2000V | | |

Part Number	Description	Number of Conductors includes ground	+	2 pairs for signal shielded	Nominal Outer Diameter inches	mm	Copper Weight lbs/mft	Approx. Weight lbs/mft	kg/km
18 AWG (19/30) 1.00 mm ²									
7518048	18/4c + 18/2pr.	4	+	18 AWG (19 Strand)	.461	11.5	64	98	146
16 AWG (28/30) 1.50 mm ²									
7516048	16/4c + 18/2pr.	4	+	18 AWG (19 Strand)	.483	12.0	88	124	185
14 AWG (46/30) 2.50 mm ²									
7514046	14/4c + 16/2pr.	4	+	16 AWG (19 Strand)	.551	13.7	110	178	265
12 AWG (56/.0117) 4 mm ²									
7512046	12/4c + 16/2pr.	4	+	16 AWG (19 Strand)	.588	14.7	172	222	330
10 AWG (84/.0117) 6 mm ²									
7510046	10/4c + 16/2pr.	4	+	16 AWG (19 Strand)	.656	16.4	220	405	603
8 AWG (74/.0159) 10 mm ²									
7508046	8/4c + 16/2pr.	4	+	16 AWG (19 Strand)	.770	19.3	329	626	932
6 AWG (119/.0159) 16 mm ²									
7506046	6/4c + 16/2pr.	4	+	16 AWG (19 Strand)	.879	22.1	491	868	1292
4 AWG (413/30) 25 mm ²									
7504046	4/4c + 16/2pr.	4	+	16 AWG (19 Strand)	1.082	27.2	661	1314	1955