

High Temperature Flexible Control Cable

LAPP products are available from

MARYLAND METRICS

P.O. Box 261 Owings Mills, MD 21117 USA

ph:(410)358-3130 (800)638-1830

fx:(410)358-3142 (800)872-9329

RFQ form: <http://mdmetric.com/rfq.htm>

Lapp Index Page: <http://mdmetric.com/elect/contents.htm>


OLEFLEX[®]

■







■

■

6



High Temperature Flexible Control Cable

QUICK SELECT CHART	117	
OLFLEX® HEAT 180 (Formerly SILFLEX® UL/CSA) High Temperature Silicone Control Cable with UL/CSA		118
OLFLEX® HEAT 180 SiHF (Formerly SILFLEX® SiHF) High Temperature Silicone Control Cable		119
OLFLEX® HEAT 180 GLS (Formerly SILFLEX® SiHF/GLS) High Temperature Silicone Control Cable with Protective Steel Braid		120
OLFLEX® HEAT 180 H05SS-F EWKF (Formerly SILFLEX® H05SS-F EWKF) High Temperature, Tear Resistant, Silicone Control Cable with <HAR> Approval		121
OLFLEX® HEAT 145 Series (Formerly LAPPTHERM® 145/Singles/+C) High Flame Retardant and Temperature Resistant Cable		122
NEW OLFLEX® SOLAR XL multi (Formerly LAPPTHERM® SOLAR XL multi) Multiple Listed and Cross-Linked Cable Solar Cable for Weather-Proof Wiring of Photovoltaic Systems		124

Quick Select Chart

	AWG	Conductor	Temperature	Color	Key Feature	Page
OLFLEX® HEAT 180	20 - 8	2, 3, 4, 5, 7, 12, 16, 18, 25	-50°C to +180°C	Black	UL/CSA AWM	118
OLFLEX® HEAT 180 SiHF	18 - 6	2, 3, 4, 5, 6, 7, 12, 16, 20, 24	-50°C to +180°C	Red	European Standard	119
OLFLEX® HEAT 180 GLS	18 - 6	2, 3, 4, 5, 6, 7, 12	-50°C to +180°C	Steel	Steel Braid	120
OLFLEX® HEAT 180 H05SS-F EWKF	18 - 10	2, 3, 4, 5	-50°C to +180°C	Black	Tear Resistant	121
OLFLEX® HEAT 145 SC	24 - 500 KCMIL	1	-55°C to +125°C +145°C (Short Term)	Green/Yellow, Black, Blue, Brown, Yellow, Green, Violet, Orange, Red, White, Gray, Dk. Blue	Single Core, +145°C	122
OLFLEX® HEAT 145 MC/ 145 C MC	18 - 10	2, 3, 4, 5, 7, 10, 12, 16, 25	-55°C to +125°C +145°C (Short Term)	Black	Multiconductor & Shielded, +145°C	122
OLFLEX® SOLAR XL multi	14 - 6	1	-40°C to +120°C	Black	Solar Energy	124

OLFLEX® HEAT 180

(Formerly SILFLEX® UL/CSA)

High Temperature Silicone Control Cable with UL/CSA



OLFLEX® HEAT 180 is a high temperature silicone cable with UL & CSA AWM approval. It has a temperature rating of 180°C and is halogen-free.

Recommended Applications:

Foundries, Steel mills, Glass factories, Furnaces, Commercial Baking equipment and other high temperature applications

Application Advantage:

- Rated for 180°C and can handle rapid increases in heat
- Excellent low temperature of -50°C
- Passes FT-1 vertical flame test
- Black UV resistant jacket

OLFLEX® HEAT 180 Construction:

Finely stranded tinned copper conductors; silicone insulation, black silicone jacket



Cable Attributes, See Page 653 Oil Resistance: OR-02 Motion Type: FL-01 Flame Resistance: FR-02 Mechanical Properties: MP-01		Availability: Standard put-ups are 328ft, 1640ft, and 3280ft. Bulk reels can be cut to length.	Complete the installation with: SKINTOP® Strain Relief: Page 486 OLFLEX® Tubing: Page 546 EPIC® Connectors: Page 251 High Temp. Strain Relief: Page 509
---	--	--	--

Minimums may apply.

Technical Data:

- | | | | |
|--|---|----------------------|--|
| Minimum Bending Radius for installation: | 4 x cable diameter | Conductor Stranding: | Fine Wire per VDE 0295, Class 5 IEC 60228 Cl.5 |
| Temperature Range: | - UL/CSA: -50°C to +150°C
- VDE: -50°C to +180°C | Color Code: | - up to 5 conductors- VDE 0293-308, Chart 6, Page 673
- 6 or more conductors- Black with white numbers plus a green/yellow ground |
| Working Voltage: | 600V | Approvals: | UL - AWM Style 4476/ 3529
CSA - AWM II A/B FT1 |
| Test Voltage: | 2000V | | |

Part Number	Number of Conductors includes ground	Nominal Outer Diameter inches	mm	Copper Weight lbs/mft	Approx. Weight lbs/mft	kg/km	Part Number	Number of Conductors includes ground	Nominal Outer Diameter inches	mm	Copper Weight lbs/mft	Approx. Weight lbs/mft	kg/km
20 AWG (16/32) 0.50 mm ²							0046623	12	.650	16.5	116	272	437
0046600	2	.299	7.6	7	45	72	0046624	16	.717	18.2	155	342	550
0046601	3	.315	8.0	10	52	83	0046625	18	.756	19.2	174	381	613
00466023	4	.343	8.7	13	62	99	0046626	25	.921	23.4	242	562	904
00466033	5	.370	9.4	16	74	119	14 AWG (50/30) 2.50 mm ²						
0046604	7	.402	10.2	23	88	142	0046628	2	.386	9.8	32	91	146
0046605	12	.531	13.5	49	155	249	0046629	3	.413	10.5	48	111	178
18 AWG (32/32) 1.00 mm ²							00466303	4	.449	11.4	65	137	220
0046612	2	.331	8.4	13	58	93	00466313	5	.492	12.5	81	167	269
0046613	3	.350	8.9	19	68	110	12 AWG (56/28) 4 mm ²						
00466143	4	.378	9.6	26	83	133	0046633	3	.465	11.8	77	165	246
00466153	5	.417	10.6	32	99	160	00466343	4	.508	12.9	103	206	307
0046616	7	.449	11.4	45	121	195	00466353	5	.571	14.5	129	261	389
0046617	12	.598	15.2	77	214	345	10 AWG (84/28) 6 mm ²						
16 AWG (30/30) 1.50 mm ²							0046636	3	.598	15.2	116	246	396
0046618	2	.354	9.0	19	70	113	00466373	4	.661	16.8	155	308	495
0046619	3	.374	9.5	29	84	135	00466383	5	.724	18.4	194	378	608
00466203	4	.409	10.4	39	103	165	8 AWG (80/26) 10 mm ²						
00466213	5	.449	11.4	48	124	200	00466393	4	.791	20.1	258	462	744
0046622	7	.484	12.3	68	153	246	00466403	5	.874	22.2	323	570	918

OLFLEX® HEAT 180 SiHF



(Formerly SILFLEX® SiHF)

High Temperature Silicone Control Cable

OLFLEX® HEAT 180 SiHF is a high temperature silicone cable with a European color code. It has a temperature rating of 180°C and is halogen-free.

Application Advantage:

- Rated for 180°C and can handle rapid increases in heat
- Excellent low temperature of -50°C
- Red halogen-free jacket
- Fine stranding for great flexibility

Recommended Applications:

Foundries, Steel mills, Glass factories, Furnaces, Commercial baking equipment and other high temperature applications

OLFLEX® HEAT 180 SiHF Construction:

Finely stranded tinned copper conductors; silicone insulation; dry lubricant; red silicone jacket.



Cable Attributes, See Page 653

Oil Resistance: OR-02	Flame Resistance: FR-01
Motion Type: FL-01	Mechanical Properties: MP-01

Availability:

Standard put-ups are 328ft, 1640ft, and 3280ft. Bulk reels can be cut to length.

Complete the installation with:

SKINTOP® Strain Relief: Page 486	EPIC® Connectors: Page 251
OLFLEX® Tubing: Page 546	High Temp. Strain Relief: Page 509

Technical Data:

- | | |
|---|--|
| Minimum Bending Radius for installation: 4 x cable diameter | Conductor Stranding: Fine Wire per VDE 0295, Class 5 IEC 60228 Cl.5 |
| Temperature Range: -50°C to +180°C | Color Code: VDE 0293-308, Chart 6, Page 673
- up to 5 conductors-
- 6 or more conductors-
Black with white numbers plus a green/yellow ground |
| Working Voltage: 300/500V | Approvals: Based on VDE specifications |
| Test Voltage: 2000V | |

Part Number	Number of Conductors includes ground	Nominal Outer Diameter inches	mm	Copper Weight lbs/mft	kg/m	Approx. Weight lbs/mft	kg/km	Part Number	Number of Conductors includes ground	Nominal Outer Diameter inches	mm	Copper Weight lbs/mft	kg/m	Approx. Weight lbs/mft	kg/km
18 AWG (32/32) 1.00 mm ²								12 AWG (56/28) 4 mm ²							
0046007	2	.260	6.6	13	40	60	60	00460213	4	.417	10.6	65	127	189	189
0046008	3	.276	7.0	19	53	78	78	00460223	5	.457	11.6	81	154	229	229
00460093	4	.311	7.9	26	63	95	95	0046023	6	.496	12.6	97	180	269	269
00460103	5	.346	8.8	32	78	116	116	0046024	7	.496	12.6	113	197	293	293
0046011	6	.374	9.5	39	90	135	135	0046025	2	.425	10.8	52	122	181	181
0046012	7	.374	9.5	45	97	144	144	0046026	3	.453	11.5	77	151	224	224
16 AWG (30/30) 1.50 mm ²								10 AWG (84/28) 6 mm ²							
0046013	2	.299	7.6	19	55	82	82	00460273	4	.496	12.6	103	198	295	295
0046014	3	.315	8.0	29	66	98	98	00460283	5	.551	14.0	129	241	359	359
00460153	4	.346	8.8	39	82	122	122	0046030	7	.614	15.6	181	323	480	480
00460163	5	.378	9.6	48	99	148	148	8 AWG (80/26) 10 mm ²							
0046017	6	.409	10.4	58	117	173	173	0046031	2	.488	12.4	78	184	274	274
0046018	7	.409	10.4	68	126	187	187	0046032	3	.520	13.2	116	227	338	338
0046039	12	.551	14.0	116	212	315	315	00460333	4	.579	14.7	155	297	442	442
0046040	16	.638	16.2	155	300	446	446	00460343	5	.654	16.6	194	359	535	535
0046041	20	.689	17.5	194	380	566	566	0046036	7	.732	18.6	271	461	686	686
0046042	24	.780	19.8	232	485	722	722	6 AWG (128/26) 16 mm ²							
14 AWG (50/30) 2.50 mm ²								00460373	4	.764	19.4	258	475	707	707
0046019	2	.346	8.8	32	91	135	135	00460453	5	.850	21.6	323	582	867	867
0046020	3	.382	9.7	48	102	152	152	00460383	4	.866	22.0	413	664	988	988

OLFLEX® HEAT 180 GLS



(Formerly SILFLEX® SiHF/GLS)

High Temperature Silicone Control Cable with Protective Steel Braid

OLFLEX® HEAT 180 GLS is a high temperature silicone cable with a galvanized steel braid for mechanical protection. It has a temperature rating of 180°C and is halogen-free.

Recommended Applications:

Foundries, Steel mills, Glass factories, Furnaces, Commercial baking equipment and other high temperature applications with mechanical abuse

Application Advantage:

- Rated for 180°C and can handle rapid increases in heat
- Excellent low temperature of -50°C
- Galvanized steel braid for mechanical protection
- Better flexibility vs. Teflon® cables

OLFLEX® HEAT 180 GLS Construction:

Finely stranded tinned copper conductors; silicone insulation; silicone jacket; glass fiber wrap; galvanized steel wire braid



Cable Attributes, See Page 653

	Oil Resistance: OR-02		Flame Resistance: FR-01
	Motion Type: FL-01		Mechanical Properties: MP-01

Availability:

Standard put-ups are 328ft, 1640ft, and 3280ft. Bulk reels can be cut to length.

Complete the installation with:

	SKINTOP® Strain Relief: Page 486		EPIC® Connectors: Page 251
	OLFLEX® Tubing: Page 546		SKINTOP® MS: Page 486

Technical Data:

- | | | | | | |
|--|--|--------------------|--|----------------------|--|
| | Minimum Bending Radius for installation: | 4 x cable diameter | | Conductor Stranding: | Fine Wire per VDE 0295, Class 5 IEC 60228 Cl.5 |
| | Temperature Range: | -50°C to +180°C | | Color Code: | - up to 5 conductors-
- 6 or more conductors- |
| | Working Voltage: | 300/500V | | | VDE 0293-308, Chart 6, Page 673
Black with white numbers plus a green/yellow ground |
| | Test Voltage: | 2000V | | Approvals: | Based on VDE specifications |

Part Number	Number of Conductors includes ground	Nominal Outer Diameter inches	mm	Copper Weight lbs/mft	Approx. Weight lbs/mft	kg/km	Part Number	Number of Conductors includes ground	Nominal Outer Diameter inches	mm	Copper Weight lbs/mft	Approx. Weight lbs/mft	kg/km
18 AWG (32/32) 1.00 mm²							12 AWG (56/28) 4 mm²						
0046207	2	.315	8.0	13	66	98	0046226	3	.504	12.8	77	209	311
0046208	3	.339	8.6	19	82	122	00462273	4	.575	14.6	103	258	384
00462093	4	.366	9.3	26	95	142	00462283	5	.630	16.0	129	305	454
00462103	5	.398	10.1	32	112	167	10 AWG (84/28) 6 mm²						
0046211	6	.425	10.8	39	126	188	0046230	3	.622	15.8	116	290	432
0046212	7	.425	10.8	45	133	198	00462313	4	.701	17.8	155	365	544
16 AWG (30/30) 1.50 mm²							00462323	5	.764	19.4	194	440	656
0046213	2	.366	9.3	19	86	127	8 AWG (80/26) 10 mm²						
0046214	3	.386	9.8	29	98	145	00462343	4	.858	21.8	258	622	925
00462153	4	.425	10.8	39	116	173	6 AWG (128/26) 16 mm²						
00462163	5	.461	11.7	48	136	202	00462353	4	1.024	26.0	413	830	1235
0046217	6	.492	12.5	58	162	240							
0046218	7	.492	12.5	68	164	244							
0046237	12	.646	16.4	116	220	328							
14 AWG (50/30) 2.50 mm²													
0046219	2	.425	10.8	32	126	187							
0046220	3	.441	11.2	48	138	205							
00462213	4	.492	12.5	65	187	278							
00462223	5	.543	13.8	81	217	323							
0046224	7	.583	14.8	113	256	380							

Teflon® is a registered trademark of DuPont.

OLFLEX® HEAT 180 H05SS-F EWKF



(Formerly SILFLEX® H05SS-F EWKF)

High Temperature, Tear Resistant, Silicone Control Cable

OLFLEX® HEAT 180 H05SS-F EWKF is a high temperature, tear resistant silicone cable with <HAR> approval. It has a temperature rating of 180°C, is halogen-free and is designed for high temperature and mechanical abuse that can cause other cables to deteriorate.

Recommended Applications:

Foundries, Steel mills, Glass factories, Furnaces, Commercial baking equipment and other high temperature applications with mechanical abuse

Application Advantage:

- Rated for 180°C and can handle rapid increases in heat
- Tear resistant jacket
- Excellent low temperature of -50°C
- Black halogen-free and UV resistant jacket
- Better flexibility vs. Teflon® cables

OLFLEX® HEAT 180 H05SS-F EWKF Construction:

Finely stranded tinned copper conductors; silicone insulation; dry lubricant; black tear resistant silicone jacket.



Cable Attributes, See Page 653

	Oil Resistance: OR-02		Flame Resistance: FR-01
	Motion Type: FL-01		Mechanical Properties: MP-01

Availability:

Standard put-ups are 328ft, 1640ft, and 3280ft. Bulk reels can be cut to length.

Complete the installation with:

	SKINTOP® Strain Relief: Page 486		EPIC® Connectors: Page 251
	OLFLEX® Tubing: Page 546		High Temp. Strain Relief Page 509

- E = initial tear resistance
- W = continuing tear resistance
- K = notch resistance
- F = flexibility

Technical Data:

	Minimum Bending Radius for installation:	4 x cable diameter		Conductor Stranding:	Fine Wire per VDE 0295, Class 5 IEC 60228 Cl.5
	Temperature Range:	-50°C to +180°C		Color Code:	VDE 0293-308, Chart 6, Page 673
	Working Voltage:	300/500V		Approvals:	Based on VDE specifications
	Test Voltage:	2000V			

Part Number	Number of Conductors includes ground	Nominal Outer Diameter inches	mm	Copper Weight lbs/mft	Approx. Weight lbs/mft	kg/km	Part Number	Number of Conductors includes ground	Nominal Outer Diameter inches	mm	Copper Weight lbs/mft	Approx. Weight lbs/mft	kg/km
18 AWG (32/32) 1.00 mm ²							14 AWG (50/30) 2.50 mm ²						
0046904	2	.268	6.8	13	42	63	0046912	2	.386	9.8	32	95	141
0046905	3	.283	7.2	19	54	81	0046913	3	.409	10.4	48	106	158
00469063	4	.311	7.9	26	65	98	00469143	4	.457	11.6	65	131	195
00469073	5	.346	8.8	32	81	121	00469153	5	.508	12.9	81	162	241
16 AWG (30/30) 1.50 mm ²							12 AWG (56/28) 4 mm ²						
0046908	2	.331	8.4	19	56	84	0046916	3	.484	12.3	77	161	239
0046909	3	.350	8.9	29	69	103	00469173	4	.539	13.7	103	210	312
00469103	4	.390	9.9	39	86	128	10 AWG (84/28) 6 mm ²						
00469113	5	.429	10.9	48	103	154	0046919	3	.551	14.0	116	232	345
							00469203	4	.614	15.6	155	303	451

Teflon® is a registered trademark of DuPont.

OLFLEX® HEAT 145 Series

(Formerly LAPPTHERM® 145/Singles/+C)

High Flame Retardant and Temperature Resistant Cable



OLFLEX® HEAT 145 series are halogen-free cables with high chemical and heat resistance. This series is available as a single conductor, multi-conductor and shielded multi-conductor cable.

Recommended Applications:

Lighting equipment, Heating appliances, Electrical machines, Switch gear cabinets and other higher temperature and outdoor applications

Application Advantage:

- Resistant to humidity, ozone and UV rays
- High flame retardancy FR-03
- halogen-free & abrasion resistant
- DNV approval for single conductor version
- GL (Germanischer Lloyd) approved
- Fine stranding for improved flexibility

OLFLEX® HEAT 145 SC Construction:

Finely stranded tinned copper conductors; halogen-free cross-linked polyolefin insulation



OLFLEX® HEAT 145 MC Construction:

Finely stranded tinned copper conductors; halogen-free cross-linked polyolefin insulation; black halogen-free cross linked polyolefin outer jacket.



OLFLEX® HEAT 145 C MC Construction:

Finely stranded tinned copper conductors; halogen-free cross-linked polyolefin insulation; tinned copper braided shield; black halogen-free cross-linked polyolefin outer jacket.



Cable Attributes, See Page 653



Oil Resistance:
OR-01



Flame Resistance:
FR-03




Motion Type:
FL-01



Mechanical Properties:
MP-01

Availability:



Standard put-ups are 328ft, 656ft, 984ft, 1640ft, and 3280ft. Bulk reels can be cut to length.

Complete the installation with:



SKINTOP® Strain Relief:
Page 486



EPIC® Connectors:
Page 251



OLFLEX® Tubing:
Page 546



SKINTOP® DIX
Page 524

Technical Data:



Minimum Bending Radius
- for installation:
- for shielded:

4 x cable diameter
5 x cable diameter



Temperature Range:
short term:

-55°C to +125°C
+145°C



Nominal Voltage:
≤ 1.00 mm²
≥ 1.50 mm²

300/500V
450/750V



Test Voltage:

3500V



Conductor Stranding:

Fine Wire per VDE 0295,
Class 5, IEC 228 Cl.5 from
0.5 mm²



Color Code:
LAPPTHERM® SC:

000 = GN/YW, 001 = Black,
002 = Blue, 003 = Brown,
005 = Yellow, 006 = Green,
007 = Violet, 009 = Orange,
104 = Red, 105 = White,
106 = Gray, 114 = Dk. Blue

LAPPTHERM® 145 MC:

- up to 5 conductors:
- 6 or more conductors:

VDE 0293-308, Chart 6, Page 673
Black with white numbers plus a
green/yellow ground

LAPPTHERM® 145 C MC:

Black with white numbers plus a
green/yellow ground



Approvals:

Based on VDE specifications

OLFLEX® HEAT 145 Series

(Formerly LAPPTHERM® 145/Singles/+C)

High Flame Retardant and Temperature Resistant Cable



OLFLEX® HEAT 145 SC: Highly Flame Retardant and Temperature Resistant Single Conductor

Part Number	Number of Conductors includes ground	Nominal Outer Diameter inches	mm	Copper Weight lbs/mft	Approx. Weight lbs/mft	kg/km	Part Number	Number of Conductors includes ground	Nominal Outer Diameter inches	mm	Copper Weight lbs/mft	Approx. Weight lbs/mft	kg/km
24 AWG (0.25 mm ²)							4 AWG (25 mm ²)						
0181...	1	.063	1.6	2	3	5	0191...	1	.378	9.6	161	195	290
20 AWG (0.50 mm ²)							2 AWG (35 mm ²)						
0182...	1	.075	1.9	3	5	8	0192...	1	.461	11.7	226	269	400
19 AWG (0.75 mm ²)							1 AWG (50 mm ²)						
0183...	1	.087	2.2	5	7	11	0193...	1	.512	13.0	323	383	570
18 AWG (1.00 mm ²)							2/0 AWG (70 mm ²)						
0184...	1	.098	2.5	6	9	14	0194...	1	.591	15.0	452	538	800
16 AWG (1.50 mm ²)							3/0 AWG (95 mm ²)						
0185...	1	.118	3.0	10	14	21	0195...	1	.681	17.3	613	699	1040
14 AWG (2.50 mm ²)							4/0 AWG (120 mm ²)						
0186...	1	.146	3.7	16	22	33	0196...	1	.756	19.2	774	880	1310
12 AWG (4 mm ²)							300 KCMIL (150 mm ²)						
0187...	1	.165	4.2	26	33	49	0197...	1	.843	21.4	968	1102	1640
10 AWG (6 mm ²)							350 KCMIL (185 mm ²)						
0188...	1	.189	4.8	39	46	69	0198...	1	.929	23.6	1193	1377	2050
8 AWG (10 mm ²)							500 KCMIL (240 mm ²)						
0189...	1	.248	6.3	65	81	120	0199...	1	1.051	26.7	1548	1760	2620
6 AWG (16 mm ²)													
0190...	1	.287	7.3	103	121	180							

000 = GN/YW, 001 = Black, 002 = Blue, 003 = Brown, 005 = Yellow, 006 = Green, 007 = Violet, 009 = Orange, 104 = Red, 105 = White, 106 = Gray, 114 = Dk. Blue

OLFLEX® HEAT 145 MC: Highly Flame Retardant and Temperature Resistant Cable

Part Number	Number of Conductors includes ground	Nominal Outer Diameter inches	mm	Copper Weight lbs/mft	Approx. Weight lbs/mft	kg/km	Part Number	Number of Conductors includes ground	Nominal Outer Diameter inches	mm	Copper Weight lbs/mft	Approx. Weight lbs/mft	kg/km
18 AWG (1.00 mm ²)							0026833	16	.661	16.8	155	304	452
0026815	2	.260	6.6	13	34	50	0026837	25	.854	21.7	242	472	702
0026816	3	.276	7.0	19	45	67	14 AWG (2.50 mm ²)						
00268173	4	.303	7.7	26	58	87	0026838	2	.358	9.1	32	69	102
00268183	5	.331	8.4	32	72	107	0026839	3	.390	9.9	48	97	145
0026819	7	.402	10.2	45	102	152	00268403	4	.429	10.9	65	127	189
16 AWG (1.50 mm ²)							00268413	5	.480	12.2	81	158	235
0026825	2	.307	7.8	19	48	71	0026842	7	.575	14.6	113	231	344
0026826	3	.327	8.3	29	65	96	12 AWG (4 mm ²)						
00268273	4	.358	9.1	39	83	123	00268503	4	.504	12.8	103	180	268
00268293	5	.398	10.1	48	105	156	00268513	5	.559	14.2	129	224	334
0026830	7	.476	12.1	68	151	224	10 AWG (6 mm ²)						
0026831	10	.591	15.0	97	211	314	00268563	5	.622	15.8	194	332	494
0026832	12	.591	15.0	116	232	346							

OLFLEX® HEAT 145 C MC: Shielded Highly Flame Retardant and Temperature Resistant Cable

Part Number	Number of Conductors includes ground	Nominal Outer Diameter inches	mm	Copper Weight lbs/mft	Approx. Weight lbs/mft	kg/km	Part Number	Number of Conductors includes ground	Nominal Outer Diameter inches	mm	Copper Weight lbs/mft	Approx. Weight lbs/mft	kg/km
18 AWG (1.00 mm ²)							14 AWG (2.50 mm ²)						
0026916	2	.283	7.2	31	60	90	0026932	2	.390	9.9	65	105	157
0026917	3	.303	7.7	38	70	104	0026933	3	.413	10.5	98	133	198
0026918	4	.327	8.3	44	87	129	0026934	4	.453	11.5	101	159	236
0026919	5	.354	9.0	64	103	153	0026935	5	.504	12.8	134	193	287
0026920	7	.429	10.9	73	142	211	0026936	7	.610	15.5	158	289	430
16 AWG (1.50 mm ²)							12 AWG (4 mm ²)						
0026924	2	.331	8.4	39	77	114	0026938	4	.520	13.2	148	213	317
0026925	3	.350	8.9	48	89	132	0026939	5	.571	14.5	174	253	376
0026926	4	.390	9.9	58	110	163							
0026927	5	.421	10.7	70	134	200							
0026928	7	.500	12.7	91	183	273							

OLFLEX® SOLAR XL multi

(Formerly LAPPTHERM® SOLAR XL multi) Multiple Listed and Cross-Linked Solar Cable for Weather-Proof Wiring of Photovoltaic Systems



OLFLEX® SOLAR XL multi is a single conductor, double insulated, cross-linked, halogen-free and flame retardant solar cable.

Recommended Applications:

Designed for outdoor connection of individual solar panels and connection of the panels with the inverter

Application Advantage:

- Halogen-free and flame retardant
- UV and Ozone resistant
- Weather and abrasion resistant
- Wide temperature range
- The cross-linked compounds prevent the short circuit deformation of the insulation materials
- Printed with a stripe to distinguish between positive and negative

OLFLEX® SOLAR XL multi Construction:

Finely stranded tinned copper conductors, polyolefin insulation; black halogen-free cross linked polyolefin outer jacket.



Cable Attributes, See Page 653

Oil Resistance: OR-01	Flame Resistance: FR-02
Motion Type: FL-01	Mechanical Properties: MP-02

Availability:

Standard put-ups are 328ft, 1640ft, and 3280ft. Bulk reels can be cut to length.

Complete the installation with:

SKINTOP® Strain Relief: Page 486	EPIC® Connectors: Page 251
OLFLEX® Tubing: Page 546	SKINTOP® MS: Page 486

Technical Data:

Minimum Bending Radius for installation:	4 x cable diameter	Conductor Stranding:	Fine Wire per VDE 0295, Class 5 IEC 60228 Cl.5
Temperature Range:	-40°C to +120°C	Color Code:	Black
Nominal Voltage:	600V	Approvals:	UL: USE-2 CSA: RWU90 Additional: TUV
Test Voltage:	4000V		

Part Number	Number of Conductors includes ground	Nominal Outer Diameter inches	Nominal Outer Diameter mm	Copper Weight lbs/mft	Approx. Weight lbs/mft	Approx. Weight kg/km	Part Number	Number of Conductors includes ground	Nominal Outer Diameter inches	Nominal Outer Diameter mm	Copper Weight lbs/mft	Approx. Weight lbs/mft	Approx. Weight kg/km
Black							Black-Coded						
14 AWG							14 AWG						
0026585	1	.220	5.6	16	30	45	0026590	1	.220	5.6	16	30	45
12 AWG							12 AWG						
0026586	1	.236	6.0	26	48	72	0026591	1	.236	6.0	26	48	72
10 AWG							10 AWG						
0026587	1	.280	7.1	39	69	102	0026592	1	.280	7.1	39	69	102
8 AWG							8 AWG						
0026588	1	.335	8.5	65	107	159	0026593	1	.335	8.5	65	107	159
6 AWG							6 AWG						
0026589	1	.390	9.9	103	166	247	0026594	1	.390	9.9	103	166	247