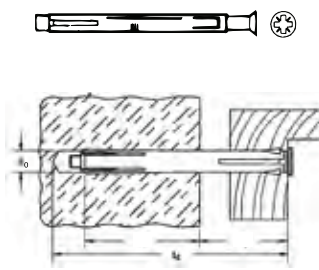

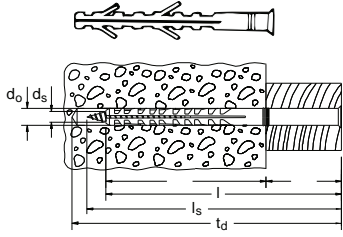



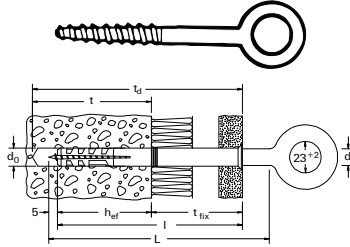




Long-shaft anchors/frame fixings/adjustment fixings

R264 - article/Plug type	Dimensions	F 8 M 72	F 8 M 92	F 8 M 112	F 8 M 132
88680 F-M   The approval is only valid for Ø 10 mm Screw head Ø 9 mm/Ø 13 mm	d_0	8	8	8	8
	t_d	90	110	130	150
	h_{ef}	30	30	30	30
	l	72	92	112	132
	t_{fix}	42	62	82	102
	building materials	BN, VD, VP, BL, HP			
	Dimensions	F 10 M 72	F 10 M 92	F 10 M 112	F 10 M 132
	d_0	10	10	10	10
	t_d	90	110	130	150
	h_{ef}	30	30	30	30
	l	72	92	112	132
	t_{fix}	42	62	82	102
building materials	BN, VD, VP, BL, HP				
Dimensions	F 10 M 152	F 10 M 182	F 10 M 202		
d_0	10	10	10		
t_d	170	200	220		
h_{ef}	30	30	30		
l	152	182	202		
t_{fix}	122	152	172		
building materials	BN, VD, VP, BL, HP				

R264 - article/Plug type	Dimensions	S 16 H 135 R	S 16 H 160 R
88540 S-H  	d_0	16	16
	t_d	155	180
	h_{ef}	90	90
	l	135	160
	t_{fix}	45	70
	d_s	12	12
	building materials	BL, LP, LD	

Scaffold fixings

R264 - article/Plug type	Dimensions	12 x 90	12 x 120	12 x 160	12 x 190	12 x 230	12 x 300	12 x 350
88536 GS 12  For use with 88536 S14 ROE or 88540 S16-H-R	d_s	12	12	12	12	12	12	12
	l	90	120	160	190	230	300	350
	t_{fix}	15	45	85	115	155	225	275
	eye Ø	23	23	23	23	23	23	23
	building materials	BN, VD						

R264 - article/Plug type	Dimensions	70	100	135	185
88536 S 14 ROE  	d_0	14	14	14	14
	t_d	80	110	145	195
	h_{ef}	70	70	70	70
	l	70	100	135	185
	t_{fix}	-	30	65	110
	$l + 5 \text{ mm}$	75	105	140	190
building materials	BN, VD				

Key → TI-116, building materials → TI-109