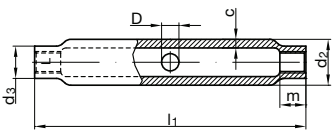
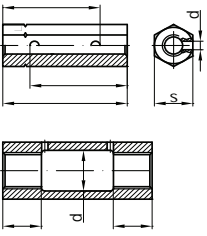


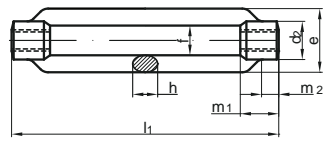


Dimensions for nuts

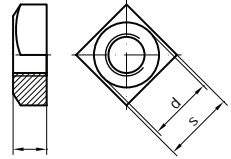
Turnbuckles

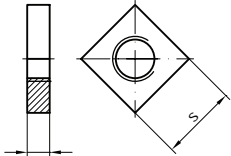
DIN	Dimensions	M 6	M 8	M 10	M 12	M 16	M 20	M 24	M 30	M 36	
1478		d ₂	17.2	17.2	21.3	25	30	33.7	42.4	51	63.5
	d ₃	9	12	15	18	22.5	27	32	38	47.5	
	D	6	8	8	10	10	12	12	16	16	
	c	2.9	3.6	4	4	4.5	5	5.6	6.3	8	
	l ₁	110	110	125	125	170	200	255	255	295	
	m	7.5	10	12	15	20	24	29	36	43	
	adjustability		90	85	95	90	120	140	180	160	180

DIN	Dimensions	M 6	M 8	M 10	M 12	M 16	M 20	M 24	M 30	M 36	
1479		d ₂	-	-	-	-	-	21	26	32	38
	d ₄	4	4	4	4	4	4	4	4	4	
	l	30	35	45	55	75	95	115	125	145	
	m	22.5	25	33	40	55	24	29	36	45	
	s	10	13	17	19	24	30	36	46	55	
	adjustability		15	15	21	25	35	47	57	53	70

DIN	Dimensions	M 6	M 8	M 10	M 12	M 16	M 20	
1480		d ₂	12	15	18	21	27	34
	e	19	23	30	34	42	52	
	f	9	11	14	16	20	24	
	h _{min}	6	8	9	11	14	17	
	l ₁	110	110	125	125	170	200	
	m ₁	12	15	18	21	27	34	
	m ₂	6	8	9	11	14	17	
	adjustability		80	75	85	80	110	130
	Dimensions		M 24	M 30	M 36	M 42	M 48	
	d ₂	39	45	55	63	80		
	e	60	74	86	104	135		
	f	28	34	40	50	65		
	h _{min}	20	23	28	32	40		
	l ₁	255	255	295	330	355		
m ₁	39	45	55	63	78			
m ₂	20	23	28	32	39			
adjustability		170	160	180	200	195		

Square nuts

DIN	Dimensions	M 5	M 6	M 8	M 10	M 12	M 16	
557		d _{w min}	6.7	8.7	11.5	14.5/15.5	16.5/17.2	22
	m	4	5	6.5	8	10	13	
	s	8	10	13	16/17	18/19	24	

DIN	Dimensions	M 3	M 4	M 5	M 6	M 8	M 10	
562		m	1.8	2.2	2.7	3.2	4	5
	s	5.5	7	8	10	13	16	