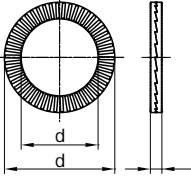


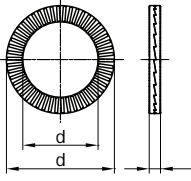
## Dimensions for washers and rings

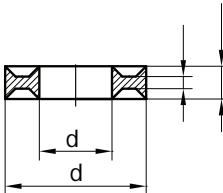
Note: When inquiring about 5 digit part numbers beginning with 8, please preface the number with R264-. Example: 88111 should be R264-88111.



### Retaining/lock washers and rings

| R264 - ARTICLE  | Dimensions        | 5    | 6    | 8     | -    | 12     | 14     | 16     | 18   |
|---|-------------------|------|------|-------|------|--------|--------|--------|------|
| <b>88132</b><br><br>Nord-Lock washers preassembled pairs for screws, property class ≤ 12.9 | d <sub>1</sub>    | 5.4  | 6.5  | 8.7   | 10.3 | 13.0   | 15.2   | 17.0   | 19.5 |
|   | d <sub>2</sub>    | 9.0  | 10.8 | 13.5  | 16.6 | 19.5   | 23.0   | 25.4   | 29.0 |
|   | h                 | 1.8  | 1.8  | 2.5   | 2.5  | 2.5    | 3.4    | 3.4    | 3.4  |
|   | for inch thread Ø | 10   | -    | 5/16" | 3/8" | -      | 9/16"  | 5/8"   | -    |
|   | Dimensions        | 20   | 22   | 24    | 27   | 30     | 33     | 36     |      |
|   | d <sub>1</sub>    | 21.4 | 23.4 | 25.3  | 28.4 | 31.4   | 34.4   | 37.4   |      |
|   | d <sub>2</sub>    | 30.7 | 34.5 | 39.0  | 42.0 | 47.0   | 48.5   | 55.0   |      |
|   | h                 | 3.4  | 3.4  | 3.4   | 6.6  | 6.6    | 6.6    | 6.6    |      |
|   | for inch thread Ø | -    | 7/8" | -     | -    | 1 1/8" | 1 1/4" | 1 3/8" |      |

| R264 - ARTICLES  | Dimensions        | 5    | 6    | 8     | 10   | 12     | 14     | 16     | 18   |
|--|-------------------|------|------|-------|------|--------|--------|--------|------|
| <b>88132 SP</b><br><br>Nord-Lock washers preassembled pairs with enlarged outer diameter (SP) for screws, property class ≤ 12.9 | d <sub>1</sub>    | 5.4  | 6.5  | 8.7   | 10.7 | 13.0   | 15.2   | 17.0   | 19.5 |
|  | d <sub>2</sub>    | 10.8 | 13.5 | 16.6  | 21.0 | 25.4   | 30.7   | 30.7   | 34.5 |
|  | h                 | 1.8  | 2.5  | 2.5   | 2.5  | 3.4    | 3.4    | 3.4    | 3.4  |
|  | for inch thread Ø | 10   | -    | 5/16" | -    | -      | 9/16"  | 5/8"   | -    |
|  | Dimensions        | 20   | 22   | 24    | 27   | 30     | 33     | 36     |      |
|  | d <sub>1</sub>    | 21.4 | 23.4 | 25.3  | 28.4 | 32.4   | 34.4   | 37.4   |      |
|  | d <sub>2</sub>    | 39.0 | 42.0 | 48.5  | 48.5 | 58.5   | 58.5   | 63.0   |      |
|  | h                 | 3.4  | 4.6  | 4.6   | 6.6  | 6.6    | 6.6    | 6.6    |      |
|  | for inch thread Ø | -    | 7/8" | -     | -    | 1 1/8" | 1 1/4" | 1 3/8" |      |

| R264 - ARTICLE   | Dimensions     | 197  | 198  | 199   | 200   | 201     | 202  | 203  | 205  |
|--|----------------|------|------|-------|-------|---------|------|------|------|
| <b>88494</b><br><br>DUBO profile washers for hexagon head screws<br>V <sub>1</sub> , V <sub>2</sub> → application TI-68 | for threads    | M 2  | M 3  | M 4   | M 5   | M 6     | M 7  | M 8  | M 10 |
|  | d <sub>1</sub> | 5.3  | 8    | 9.5   | 10.6  | 12.7    | 14.5 | 16.2 | 19.6 |
|  | d <sub>2</sub> | 2.1  | 3.2  | 4.15  | 5.15  | 6.2/6.5 | 7.1  | 8.1  | 10.2 |
|  | h <sub>2</sub> | 1.5  | 2.2  | 2.6   | 3     | 3.5     | 3.8  | 4    | 4.5  |
|  | h <sub>1</sub> | 0.5  | 0.8  | 1     | 1.2   | 1.4     | 1.5  | 1.6  | 1.8  |
|  | V <sub>1</sub> | 3.5  | 5    | 6     | 7     | 8.5     | 9    | 10.5 | 12.5 |
|  | V <sub>2</sub> | -    | -    | -     | -     | 9.25    | 9.75 | 11.5 | 13.5 |
|  | Dimensions     | 207  | 209  | 211   | 213   | 215     | 217  | 219  | 222  |
|  | for threads    | M 12 | M 14 | M 16  | M 18  | M 20    | M 22 | M 24 | M 27 |
|  | d <sub>1</sub> | 23.6 | 25.4 | 29.4  | 35.1  | 35.7    | 41.6 | 41.6 | 47.3 |
|  | d <sub>2</sub> | 12.2 | 14.2 | 16.2  | 18.2  | 20.3    | 22.5 | 24.3 | 27.3 |
|  | h <sub>2</sub> | 5    | 5.5  | 6     | 6.5   | 7       | 7.5  | 8    | 8.5  |
|  | h <sub>1</sub> | 2    | 2.1  | 2.2   | 2.3   | 2.4     | 2.5  | 2.6  | 2.7  |
|  | V <sub>1</sub> | 14.5 | 16.5 | 19    | 21.5  | 23      | 24.5 | 26   | 28.5 |
|  | V <sub>2</sub> | 16   | 18   | 20.75 | 23.25 | 24.75   | 26.5 | 28   | 30.5 |
|  | Dimensions     | 225  | 228  | 231   | 234   | 237     | 240  | 243  | 247  |
|  | for threads    | M 30 | M 33 | M 36  | M 39  | M 42    | M 45 | M 48 | M 52 |
|  | d <sub>1</sub> | 53.1 | 57.7 | 63.5  | 69.3  | 74      | 80.8 | 86.5 | 92.4 |
|  | d <sub>2</sub> | 30.2 | 33.2 | 36.2  | 39.2  | 42.2    | 45.2 | 48.2 | 52.3 |
|  | h <sub>2</sub> | 8.5  | 9    | 10    | 11    | 13      | 16   | 17   | 17   |
|  | h <sub>1</sub> | 2.8  | 3    | 3.2   | 3.4   | 3.8     | 4.2  | 4.5  | 4.6  |
|  | V <sub>1</sub> | 30.5 | 34   | 38    | 41    | 45      | 51   | 55   | 57   |
|  | V <sub>2</sub> | -    | -    | -     | -     | -       | -    | -    | -    |
|  | Dimensions     | 103  | 105  | 106   | 107   | 109     | 113  |      |      |
|  | for threads    | 3/8" | 1/2" | 9/16" | 5/8"  | 3/4"    | 1"   |      |      |
|  | d <sub>1</sub> | 19.6 | 25.4 | 28.6  | 31.2  | 36.9    | 47.3 |      |      |
|  | d <sub>2</sub> | 9.7  | 12.8 | 14.4  | 16    | 19.2    | 25.6 |      |      |
|  | h <sub>2</sub> | 4.5  | 5    | 5.5   | 6     | 7       | 8    |      |      |
|  | h <sub>1</sub> | 1.8  | 2    | 2.1   | 2.2   | 2.4     | 2.6  |      |      |
|  | V <sub>1</sub> | 12.5 | 16   | 18    | 19    | 23      | 28   |      |      |
| V <sub>2</sub>   | 13.5           | 17.5 | -    | 20.75 | 24.75 | 30      |      |      |      |