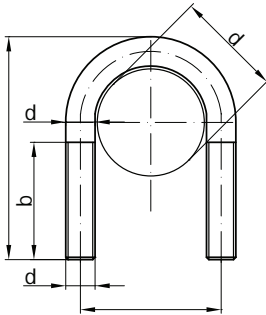


Dimensions for brackets, clamps and rope fixings

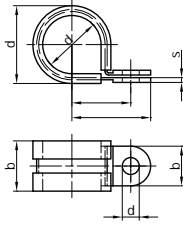


Stirrup bolts

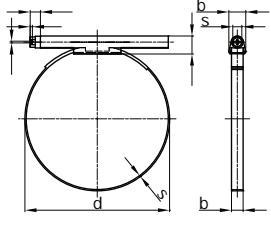
DIN	Dimensions	23	30	38	46	52
3570 A 	d ₁	20 to 21	25 to 26.9	30 to 33.7	38 to 42.4	44.5 to 48.3
	b ¹⁾	30	40	40	50	50
	d ₂	10	10	10	10	10
	d ₃	M 10	M 10	M 10	M 10	M 10
	e	33	40	48	56	62
	h ₁ ¹⁾	60	70	76	86	92
	Dimensions	64	82	94	120	148
	d ₁	57 to 60.3	76.1	88.9	108 to 114.3	133 to 139.7
	b ¹⁾	50	50	50	60	60
	d ₂	12	12	12	16	16
d ₃	M 12	M 12	M 12	M 16	M 16	
e	76	94	106	136	164	
h ₁ ¹⁾	109	125	138	171	191	
Dimensions	176	228	282	332		
d ₁	159 to 168.3	216 to 219.1	267 to 273	318 to 323.9		
b ¹⁾	60	70	70	70		
d ₂	16	20	20	20		
d ₃	M ₁₆	M 20	M 20	M 20		
e	192	248	302	352		
h ₁ ¹⁾	217	283	334	385		

¹⁾ are minimum dimensions and apply for a sheet thickness of 10mm

Hose clamps/pipe clamps

DIN	Dimensions	4 to 20	4 to 25	5 to 14	15 to 45	10 to 25
3016 D1 	b ₁	9	12	15	15	20
	b ₂	13	15	19	19	25
	d _n	4.3	5.3	6.4	6.4	8.4
	d ₃	5.2	5.8	7.4	7.4	9
	l ₁	d _i /2 + 4.7	d _i /2 + 6.8	d _i /2 + 9.7	d _i /2 + 9.7	d _i /2 + 12.5
	l ₂	d _i /2 + 9.2	d _i /2 + 13	d _i /2 + 17.2	d _i /2 + 17.2	d _i /2 + 22.5

type D: with rubber profile

DIN	Dimensions	9-12 to 16-27	16-27 to 90-100	16-27 to 170-190
3017 A 	b ₁	9	9	13
	s ₁	0.4 to 0.8	0.5 to 1.0	0.5 to 1.0
	s ₂	6	7	7/8
	h ₁	14	14	16
	h ₂	8	8	8
	n	1.2	1.2	1.2
	t	1.6	1.6	1.6
	tightening torque	2 + 0.5 Nm	3 + 0.5 Nm	5 + 0.5 Nm

clamping range = nominal sizes