

MARYLAND METRICS

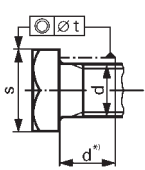
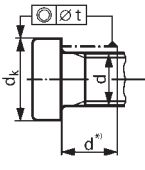
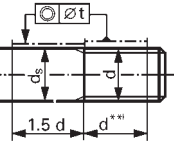
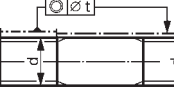
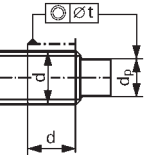
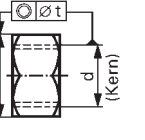
P.O.Box 261 Owings Mills, MD 21117 USA

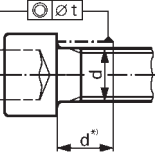
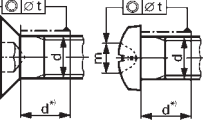
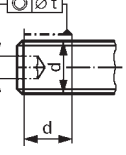
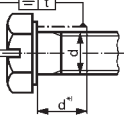
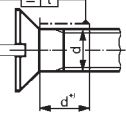
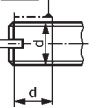
(410)358-3130 (800)638-1830 Faxes: (410)358-3142 (800)872-9329

http://mdmetric.com

techinfo@mdmetric.com

TECHNICAL INFORMATION and DATA

Feature	Tolerance <i>t</i> for product grades			Tolerance <i>t</i> based on dimension	Notes
	A	B	C		
Coaxiality: head to shank / thread  	2 IT 13	2 IT 14	2 IT 15	<i>s</i> <i>d_k</i>	Tapping screws are product grade A *) The datum must not be partly shank partly thread. If necessary the datum feature <i>d</i> should be displaced at sufficient distance (max. 3 <i>P</i>) from the head of the screw (to avoid thread run-out X).
Coaxiality: shank to thread  	2 IT 13	2 IT 14	2 IT 15	<i>d</i> <i>d</i>	*) See above **) Or length of the GO-gauge of toler- ance class 6h
Coaxiality: thread end to thread 	2 IT 13	-	-	<i>d</i>	
Coaxiality: WAF to minor diameter 	2 IT 13	2 IT 14	2 IT 15	<i>s</i>	

Feature	Tolerance <i>t</i> for product grades			Tolerance <i>t</i> based of dimension	Notes
	A	B	C		
Coaxiality: socket to shank / thread cross recess to shank / thread   	2 IT 13	-	-	<i>d</i> <i>d</i> <i>d</i>	Tapping screws are product grade A
Symmetry: slot to shank   	2 IT 12	2 IT 13	2 IT 14	<i>d</i> <i>d</i> <i>d</i>	Tapping screws are product grade A