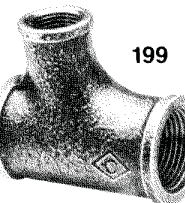
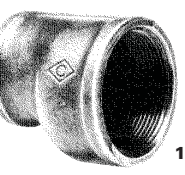
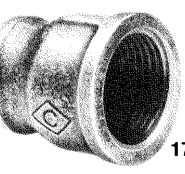
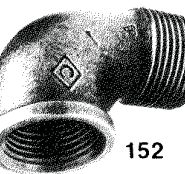
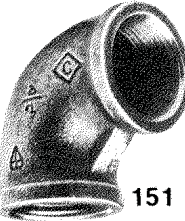





FITTINGS AND UNIONS – Equal Sizes

CAT. NO.	DESCRIPTION	ISO CODE	ISO														
			6	8	10	15	20	25	32	40	50	65	80	100	125	150	
			1/8	1/4	3/8	1/2	3/4	1	1 1/4	1 1/2	2	2 1/2	3	4	5	6	
144	Hexagon Nipple	N8	M	M	M	M	M	M	M	M	M	M	M	M	M	M	
146	Beaded Solid Plug	-	M	M	M	M	M	M	M	M	M	M	M	M	M	M	
147	Hollow Plug	T8															
148	Solid Plug	T8	M	M	M	M	M	M	M	M	M	M	M	M	M	M	
149	Countersunk Plug	T11															
150	Backnut	P4	M	M	M	M	M	M	M	M	M	M	M	M	M	M	
151	Elbow	A1	M	M	M	M	M	M	M	M	M	M	M	M	M	M	
152	M & F Elbow	A4	M	M	M	M	M	M	M	M	M	M	M	M	M	M	
155	45° Elbow	A1/45°	M	M	M	M	M	M	M	M	M	M	M	M	M	M	
156	45° M & F Elbow	A4/45°	M	M	M	M	M	M	M	M	M	M	M	M	M	M	
161	Tee	B1	M	M	M	M	M	M	M	M	M	M	M	M	M	M	
163	M & F Tee	-															
171	Cross	C1															
176	Socket (parallel thread)	M2	M	M	M	M	M	M	M	M	M	M	M	M	M	M	
177	Socket (taper thread)	M2	M	M	M	M	M	M	M	M	M	M	M	M	M	M	
185	Cap	T2	M	M	M	M	M	M	M	M	M	M	M	M	M	M	
191	Male Bend	-															
192	M & F Bend	D4	M	M	M	M	M	M	M	M	M	M	M	M	M	M	
193	Bend	D1	M	M	M	M	M	M	M	M	M	M	M	M	M	M	
197	Twin Elbow	E2															
199	Pitcher Tee	E1															
213	Return Bend	Kb1	M	M	M	M	M	M	M	M	M	M	M	M	M	M	
233	Round Flange	-															
241*	Union ¹	U1															
256	Union ²	U11	M	M	M	M	M	M	M	M	M	M	M	M	M	M	
257	M & F Union ²	U12	M	M	M	M	M	M	M	M	M	M	M	M	M	M	
261	Elbow Union ²	UA11															
262	M & F Elbow Union ²	UA12															
271	Union ³	U11	M	M	M	M	M	M	M	M	M	M	M	M	M	M	
272	M & F Union ³	U12	M	M	M	M	M	M	M	M	M	M	M	M	M	M	
276	Elbow Union ³	UA11															
277	M & F Elbow Union ³	UA12															
289	Union ⁴	U11	M	M	M	M	M	M	M	M	M	M	M	M	M	M	
290	Self Aligning (S.A.) Union ⁵	-															



FITTINGS – Reducing Sizes

CAT. NO.	DESCRIPTION	ISO CODE	ISO														
			1/2	3/4	1	1 1/4	1 1/4	1 1/4	1 1/2	1 1/2	2	2	2	2 1/2	3	4	
161*	Tee	B1	M	M	M	M	M	M	M	M	M	M	M	M	M	M	
199*	Pitcher Tee	E1	M														

*reducing on run only

CAT. NO.	DESCRIPTION	ISO CODE	ISO														
			1/2	3/4	1	1 1/4	1 1/4	1 1/4	1 1/2	1 1/2	2	2	2	2 1/2	3	4	
161†	Tee	B1	M	M	M	M	M	M	M	M	M	M	M	M	M	M	
199†	Pitcher Tee	E1	M	M	M												

† reducing on run and branch

FITTINGS – Increasing Sizes

CAT. NO.	DESCRIPTION	ISO CODE	ISO					
			1/2	3/4	1	1 1/4	1 1/2	2
161◇	Tee	B1	M	M	M	M	M	M

◇ increasing on branch only