

MEDWAY

products are available from

MARYLAND METRICS

P.O. Box 261 Owings Mills, MD 21117 USA

ph: (410)358-3130 (800)638-1830

fx: (410)358-3142 (800)872-9329

web: <http://mdmetric.com>

email: sales@mdmetric.com

RFQ form: <http://mdmetric.com/rfq.htm>

RENOLD SD



RENOLD

Superior Chain Technology

Renold SD

The new “Standard” in the economy category of chain

If you are looking for a good quality product from a reliable supplier for “standard duty” chain applications, look to **RENOLD SD**, the new benchmark in the economy chain category.

Renold is recognized as the worldwide leader in chain products and has established manufacturing facilities across the globe. While most suppliers buy-in their economy line of chain, Renold manufactures its own.

The Renold SD range offers:

- An extensive product line of European (BS), ANSI and DIN standard chains
- Competitive prices and delivery
- Consistent quality
- Depth of inventory



Transmission Chain



Multi-strand Chain



Conveyor Chain



Nickel Plated Chain



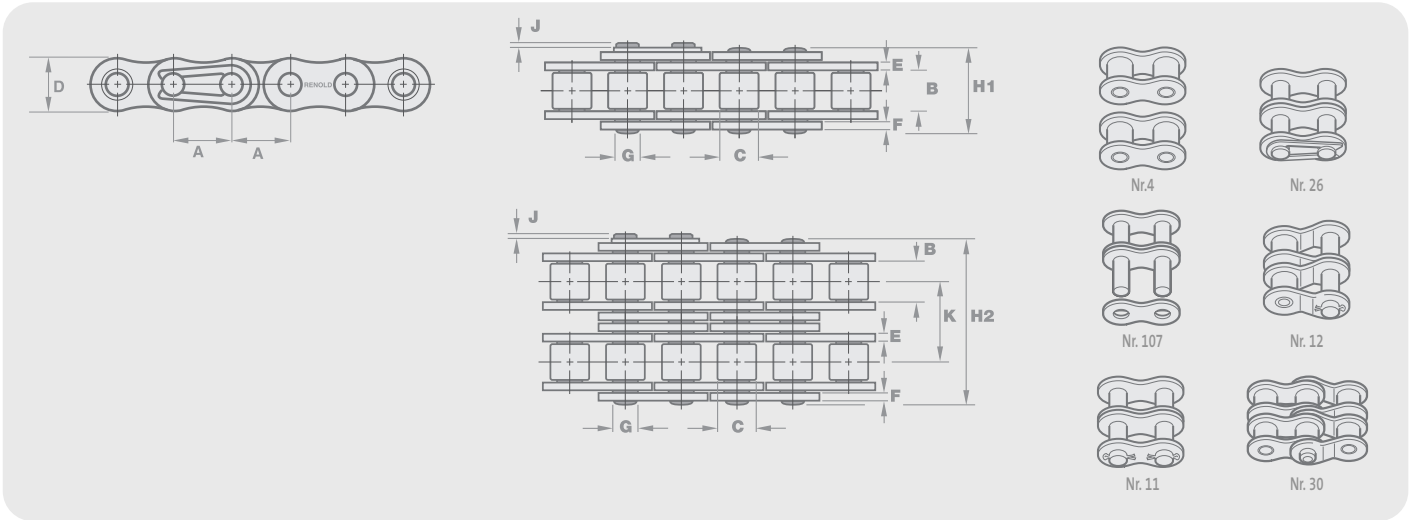
Stainless Steel Chain



Agricultural Chain

Renold SD

European (BS) Standard / ANSI Standard



Chain Ref.		Technical Details (mm)													Connecting Links					
Renold Chain No.	ISO Ref.	Pitch (inch)	Pitch (mm)	Inside Width	Roller Diam.	Plate Height	Plate Width Inner	Plate Width Outer	Pin Diam.	Pin Length	Conn. Link Extension	Transverse Pitch	ISO606 Tensile Strength (Newtons)	Weight (kg/m)	No. 4	No. 107	No. 11	No. 26	No. 12	No. 30
				MIN	MAX	MAX	MAX	MAX	MAX	MAX	MAX	NOM	MIN							

European (BS) Standard - Simplex

		A	A	B	C	D	E	F	G	H1	J	K									
SD05B-1	05B-1	-	8.000	3.00	5.00	7.11	0.75	0.75	2.31	8.0	8.9	-	4400	0.20	✓	✓	-	✓	-	✓	
SD06B-1*	06B-1	0.375	9.525	5.72	6.35	8.20	1.25	1.00	3.28	13.2	14.2	-	8900	0.41	✓	✓	-	✓	-	✓	
SD08B-1	08B-1	0.500	12.700	7.75	8.51	11.80	1.50	1.50	4.45	16.7	18.0	-	17800	0.69	✓	✓	-	✓	-	✓	
SD10B-1	10B-1	0.625	15.875	9.65	10.16	14.70	1.65	1.65	5.08	19.6	21.0	-	22200	0.96	✓	✓	-	✓	-	✓	
SD12B-1	12B-1	0.750	19.050	11.68	12.07	16.10	1.80	1.80	5.72	22.5	24.0	-	28900	1.22	✓	✓	-	✓	-	✓	
SD16B-1	16B-1	1.000	25.400	17.02	15.88	21.05	4.00	3.20	8.28	36.0	37.2	-	60000	2.80	✓	✓	-	✓	✓	✓	
SD20B-1	20B-1	1.250	31.750	19.56	19.05	26.30	4.50	3.50	10.19	41.1	44.7	-	95000	3.85	✓	✓	-	✓	✓	✓	
SD24B-1	24B-1	1.500	38.100	25.40	25.40	33.30	6.00	5.20	14.63	53.3	57.5	-	160000	7.45	✓	✓	-	✓	✓	✓	
SD28B-1	28B-1	1.750	44.450	30.99	27.94	36.90	7.40	6.40	15.90	64.8	69.5	-	200000	9.35	✓	✓	✓	-	✓	✓	
SD32B-1	32B-1	2.000	50.800	30.99	29.21	42.10	7.10	6.40	17.81	66.2	71.0	-	250000	10.10	✓	✓	✓	-	✓	✓	

European (BS) Standard - Duplex

		A	A	B	C	D	E	F	G	H2	J	K									
SD06B-2*	06B-2	0.375	9.525	5.72	6.35	8.20	1.25	1.00	3.28	23.5	24.5	10.24	16900	0.77	✓	✓	-	✓	-	✓	
SD08B-2	08B-2	0.500	12.700	7.75	8.51	11.80	1.50	1.50	4.45	31.0	32.1	13.92	31100	1.34	✓	✓	-	✓	-	✓	
SD10B-2	10B-2	0.625	15.875	9.65	10.16	14.70	1.65	1.65	5.08	36.2	37.5	16.59	44500	1.84	✓	✓	-	✓	-	✓	
SD12B-2	12B-2	0.750	19.050	11.68	12.07	16.10	1.80	1.80	5.72	42.1	43.6	19.46	57800	2.31	✓	✓	-	✓	-	✓	
SD16B-2	16B-2	1.000	25.400	17.02	15.88	21.05	4.00	3.20	8.2	67.5	69.1	31.88	106000	5.42	✓	✓	-	✓	✓	✓	
SD20B-2	20B-2	1.250	31.750	19.56	19.05	26.30	4.50	3.50	10.19	77.2	80.9	36.45	170000	7.20	✓	✓	-	✓	✓	✓	
SD24B-2	24B-2	1.500	38.100	25.40	25.40	33.30	6.00	5.20	14.63	101.6	105.9	48.36	280000	13.40	✓	✓	-	✓	✓	✓	
SD28B-2	28B-2	1.750	44.450	30.99	27.94	36.90	7.40	6.40	15.90	124.1	129.1	59.56	360000	16.60	✓	✓	✓	-	✓	✓	
SD32B-2	32B-2	2.000	50.800	30.99	29.21	42.10	7.10	6.40	17.81	124.6	129.6	58.55	450000	21.00	✓	✓	✓	-	✓	✓	

ANSI Standard - Simplex

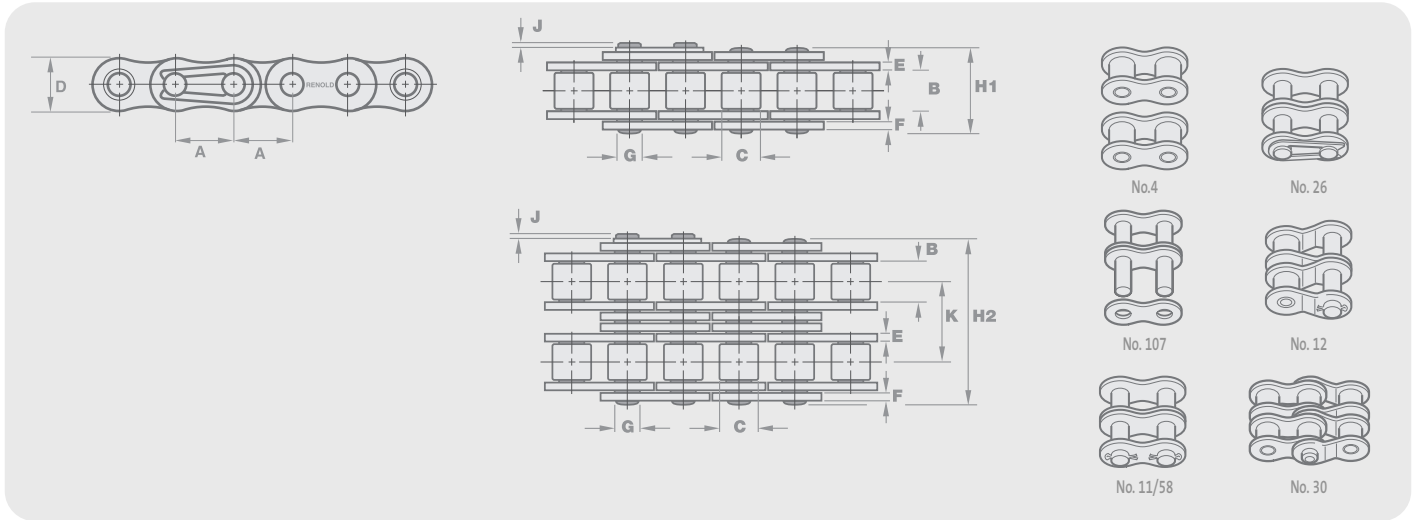
		A	A	B	C	D	E	F	G	H1	J	K									
SD25-1 ^o	25-1	0.250	6.350	3.18	3.30	5.90	0.75	0.75	2.31	7.80	8.45	-	3500	0.15	✓	✓	-	✓	-	✓	
SD35-1 ^o	35-1	0.375	9.525	4.77	5.08	8.95	1.20	1.20	3.58	12.15	13.10	-	7900	0.33	✓	✓	-	✓	-	✓	
SD41-1	41-1	0.500	12.700	6.25	7.77	9.90	1.20	1.20	3.58	13.75	15.40	-	6700	0.41	✓	✓	-	✓	-	✓	
SD40-1	40-1	0.500	12.700	7.85	7.95	11.90	1.50	1.50	3.96	16.60	17.75	-	13900	0.62	✓	✓	-	✓	-	✓	
SD50-1	50-1	0.625	15.875	9.40	10.16	15.09	2.00	2.00	5.08	20.90	22.20	-	21800	1.02	✓	✓	-	✓	-	✓	
SD60-1	60-1	0.750	19.050	12.57	11.91	18.00	2.40	2.40	5.94	25.90	27.50	-	31300	1.50	✓	✓	-	✓	-	✓	
SD80-1	80-1	1.000	25.400	15.75	15.88	24.10	3.10	3.10	7.92	32.80	34.90	-	55600	2.60	✓	✓	-	✓	-	✓	
SD100-1	100-1	1.250	31.750	18.90	19.05	30.10	3.90	3.90	9.53	40.00	43.20	-	87000	3.91	✓	✓	-	✓	-	✓	
SD120-1	120-1	1.500	38.100	25.22	22.23	36.10	4.70	4.70	11.10	50.45	53.40	-	125000	5.62	✓	✓	-	✓	-	✓	
SD140-1	140-1	1.750	44.450	25.22	25.40	42.00	5.60	5.60	12.70	103.1	107.90	-	170000	7.50	✓	✓	-	✓	-	✓	
SD160-1	160-1	2.000	50.800	31.55	28.58	48.00	6.40	6.40	14.20	64.30	69.90	-	223000	10.10	✓	✓	-	✓	-	✓	

ANSI Standard - Duplex

		A	A	B	C	D	E	F	G	H2	J	K									
SD40-2	40-2	0.500	12.700	7.85	7.95	11.90	1.50	1.50	3.96	31.1	32.25	14.38	27800	1.12	✓	✓	-	✓	-	✓	
SD50-2	50-2	0.625	15.875	9.40	10.16	15.09	2.00	2.00	5.08	39.0	40.30	18.11	43600	2.00	✓	✓	-	✓	-	✓	
SD60-2	60-2	0.750	19.050	12.57	11.91	18.00	2.40	2.40	5.94	48.8	50.30	22.78	62600	2.92	✓	✓	-	✓	-	✓	
SD80-2	80-2	1.000	25.400	15.75	15.88	24.10	3.10	3.10	7.92	61.9	64.20	29.29	111200	5.15	✓	✓	-	✓	-	✓	
SD100-2	100-2	1.250	31.750	18.90	19.05	30.10	3.90	3.90	9.53	76.2	80.50	35.76	174000	7.80	✓	✓	-	✓	-	✓	
SD120-2	120-2	1.500	38.100	25.22	22.23	36.10	4.70	4.70	11.10	95.4	99.70	45.44	250000	11.70	✓	✓	-	✓	-	✓	
SD140-2	140-2	1.750	44.450	25.22	25.40	42.00	5.60	5.60	12.70	103.1	107.90	48.87	340000	15.14	✓	✓	-	✓	-	✓	
SD160-2	160-2	2.000	50.800	31.55	28.58	48.00	6.40	6.40	14.27	122.9	128.10	58.55	446000	20.14	✓	✓	-	✓	-	✓	

Renold Stainless Steel Chain

European (BS) Standard / ISO 606 / ANSI Standard



Chain Ref.		Technical Details (mm)												Connecting Links						
Renold Chain No.	ISO Ref.	Pitch (inch)	Pitch (mm)	Inside Width	Roller Diam.	Plate Height	Plate Width Inner	Plate Width Outer	Pin Diam.	Pin Length	Conn. Link Extension	Transverse Pitch	ISO606 Tensile Strength (Newtons)	Weight (kg/m)	No. 4	No. 107	No. 11	No. 26	No. 12	No. 30
				MIN	MAX	MAX	MAX	MAX	MAX	MAX	MAX	NOM	MIN							

European (BS) Standard - Simplex

		A	A	B	C	D	E	F	G	H1	J	K								
05B1SS	05B-1	0.315	8.000	3.00	5.00	7.11	0.76	0.76	2.31	8.6	1.5	-	3200	0.18	✓	✓	-	✓	-	-
06B1SS	06B-1	0.375	9.525	5.72	6.35	8.20	1.29	1.04	3.28	12.5	1.3	-	6850	0.39	✓	✓	-	✓	✓	-
08B1SS	08B-1	0.500	12.700	7.75	8.51	11.70	1.55	1.55	4.45	16.5	2.0	-	12000	0.70	✓	✓	✓	✓	-	-
10B1SS	10B-1	0.625	15.875	9.65	10.16	14.60	1.55	1.55	5.08	18.8	2.5	-	14700	0.96	✓	✓	✓	✓	-	-
12B1SS	12B-1	0.750	19.050	11.68	12.07	16.00	1.81	1.81	5.72	21.9	2.6	-	18640	1.22	✓	✓	✓	✓	-	-
16B1SS	16B-1	1.000	25.400	17.02	15.88	20.20	3.70	3.00	8.28	34.9	2.2	-	43160	2.70	✓	✓	✓	✓	-	-

European (BS) Standard - Duplex

		A	A	B	C	D	E	F	G	H2	J	K								
06B2SS	06B-2	0.375	9.525	5.72	6.35	8.20	1.29	1.04	3.28	23.0	1.3	10.24	12150	0.78	✓	✓	-	✓	✓	-
08B2SS	08B-2	0.500	12.700	7.75	8.51	11.70	1.55	1.55	4.45	30.4	2.0	13.92	23540	1.38	✓	✓	✓	✓	-	-
10B2SS	10B-2	0.625	15.875	9.65	10.16	14.60	1.55	1.55	5.08	35.4	2.5	16.59	29400	1.69	✓	✓	✓	✓	-	-
12B2SS	12B-2	0.750	19.050	11.68	12.07	16.00	1.81	1.81	5.72	41.4	2.6	19.46	37280	2.42	✓	✓	✓	✓	-	-
16B2SS	16B-2	1.000	25.400	17.02	15.88	21.08	3.70	3.00	8.28	66.8	2.2	31.88	86320	5.40	✓	✓	✓	✓	-	-

ANSI Standard - Simplex

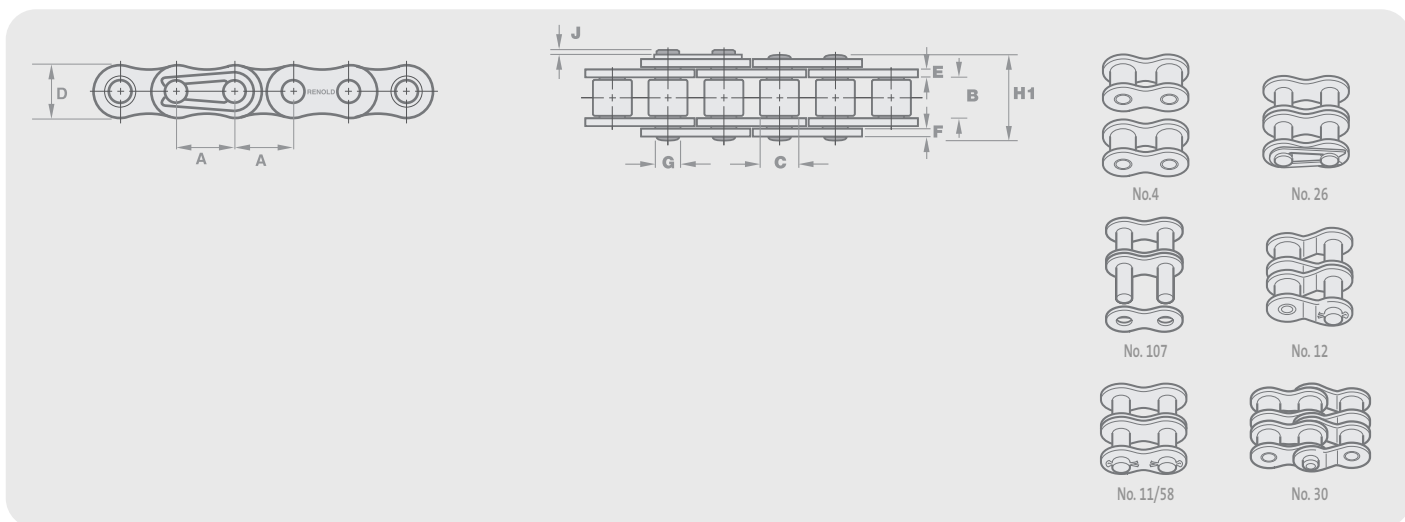
		A	A	B	C	D	E	F	G	H1	J	K								
25A1SS	25-1	0.250	6.350	3.10	3.30	5.90	0.76	0.76	2.30	7.9	1.2	-	2500	0.12	✓	✓	-	✓	-	✓
35A1SS	35-1	0.375	9.525	4.68	5.08	8.60	1.29	1.29	3.59	12.0	1.7	-	7600	0.35	✓	✓	-	✓	✓	✓
40A1SS	40-1	0.500	12.700	7.85	7.92	11.20	1.55	1.55	3.97	16.4	2.1	-	10690	0.60	✓	✓	✓	✓	✓	✓
50A1SS	50-1	0.625	15.875	9.40	10.16	14.60	2.04	2.04	5.08	20.4	2.7	-	16810	1.00	✓	✓	✓	✓	✓	✓
60A1SS	60-1	0.750	19.050	12.57	11.91	17.50	2.45	2.45	5.94	25.3	2.6	-	30000	1.47	✓	✓	✓	✓	✓	✓
80A1SS	80-1	1.000	25.400	15.75	15.88	23.00	3.00	3.00	7.94	32.7	3.0	-	51000	2.60	✓	✓	✓	✓	-	-

ANSI Standard - Duplex

		A	A	B	C	D	E	F	G	H2	J	K								
35A2SS	35-2	0.375	9.525	4.68	5.08	8.60	1.29	1.29	3.59	22.2	1.7	10.13	15200	0.62	✓	✓	✓	✓	-	-
40A2SS	40-2	0.500	12.700	7.85	7.92	11.20	1.55	1.55	3.97	30.8	2.1	14.38	21380	1.20	✓	✓	✓	✓	-	-
50A2SS	50-2	0.625	15.875	9.40	10.16	14.60	2.04	2.04	5.08	38.4	2.7	18.11	33620	1.98	✓	✓	✓	✓	-	-
60A2SS	60-2	0.750	19.050	12.57	11.91	17.50	2.45	2.45	5.94	48.1	2.6	22.78	60000	2.91	✓	✓	✓	✓	-	-
80A2SS	80-2	1.000	25.400	15.75	15.88	24.13	3.00	3.00	7.93	62.7	5.4	29.29	101000	5.01	✓	✓	✓	✓	-	-

Nickel Plated Chain

European (BS) Standard / ISO 606 / ANSI Standard



Chain Ref.		Technical Details (mm)											Connecting Links								
Renold Chain No.	ISO Ref.	Pitch (inch)	Pitch (mm)	Inside Width	Roller Diam.	Plate Height	Plate Width Inner	Plate Width Outer	Pin Diam.	Pin Length	Conn. Link Extension	Transverse Pitch (Newtons)	ISO606 Tensile Strength (kg/m)	Weight	No. 4	No. 107	No. 11	No. 26	No. 58	No. 12	No. 30
					MIN	MAX	MAX	MAX	MAX	MAX	MAX	MAX	NOM	MIN							

European (BS) Standard - Simplex

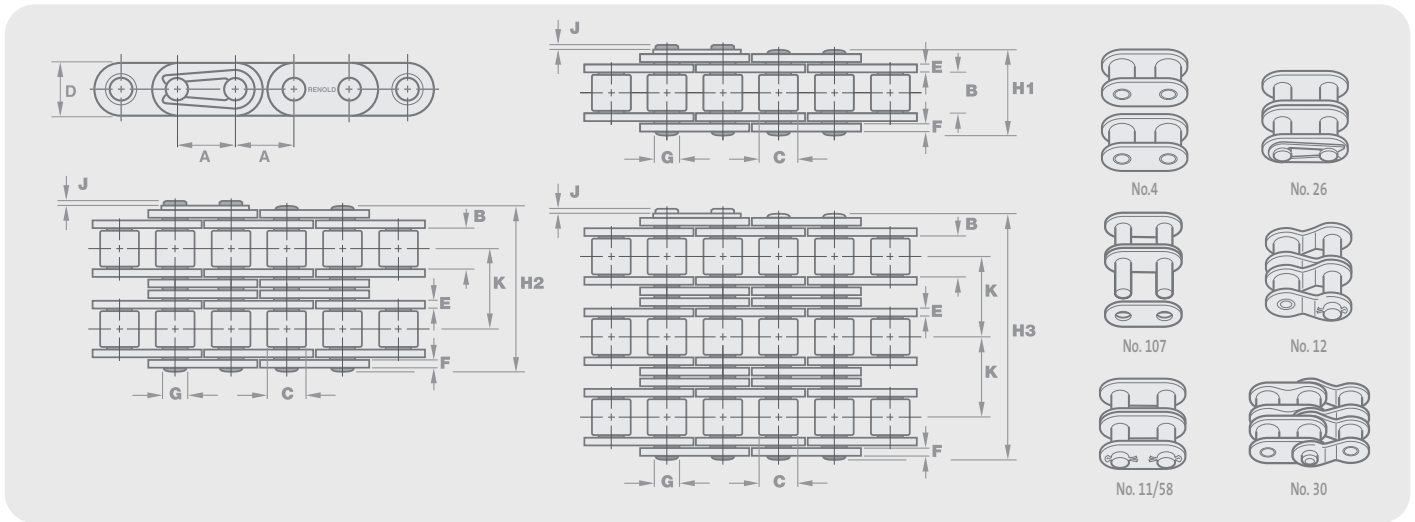
		A	A	B	C	D	E	F	G	H1	J	K									
550038	06B-1	0.375	9.525	5.72	6.35	8.20	1.29	1.04	3.28	12.5	1.3	-	7565	0.39	✓	✓	-	✓	-	-	✓
550046	08B-1	0.500	12.700	7.75	8.51	11.70	1.55	1.55	4.45	16.5	2.0	-	15130	0.70	✓	✓	-	✓	-	-	✓
550056	10B-1	0.625	15.875	9.65	10.16	14.60	1.55	1.55	5.08	18.8	2.5	-	18870	0.96	✓	✓	-	✓	-	-	✓
550066	12B-1	0.750	19.050	11.68	12.07	16.00	1.81	1.81	5.72	21.9	2.6	-	24565	1.22	✓	✓	-	✓	-	-	✓
550088	16B-1	1.000	25.400	17.02	15.88	21.08	4.12	3.10	8.28	34.9	2.2	-	51000	2.80	✓	✓	-	✓	-	✓	-
550127	24B-1	1.500	38.100	25.40	25.40	33.40	6.10	5.08	14.63	52.6	6.8	-	136000	7.45	✓	✓	✓	-	-	✓	-
550147	28B-1	1.750	44.450	30.99	27.94	37.08	7.62	6.35	15.90	64.2	6.8	-	170000	9.35	✓	✓	✓	-	-	✓	-
550166	32B-1	2.000	50.800	30.99	29.21	42.29	7.11	6.35	17.81	63.4	8.0	-	212500	10.10	✓	✓	✓	-	-	✓	-

ANSI Standard - Simplex

		A	A	B	C	D	E	F	G	H1	J	K									
559043	40-1	0.500	12.700	7.85	7.92	11.20	1.55	1.55	3.97	16.4	2.1	-	11815	0.60	✓	✓	✓	✓	-	✓	✓
559053	50-1	0.625	15.875	9.40	10.16	14.60	2.04	2.04	5.08	20.4	2.7	-	18530	1.00	✓	✓	✓	✓	-	✓	✓
559063	60-1	0.750	19.050	12.57	11.91	17.50	2.45	2.45	5.94	25.3	2.6	-	26605	1.47	✓	✓	✓	✓	-	✓	✓
559083	80-1	1.000	25.400	15.75	15.88	24.13	3.25	3.25	7.94	32.7	3.0	-	47260	2.80	✓	✓	✓	-	✓	✓	-
559103	100-1	1.250	31.750	18.90	19.05	30.17	4.06	4.06	9.54	39.7	4.2	-	73950	4.20	✓	✓	✓	-	✓	✓	-

Straight Side Plate

ISO 606



Chain Ref.		Technical Details (mm)												Connecting Links							
Renold Chain No.	ISO Ref.	Pitch (inch)	Pitch (mm)	Inside Width	Roller Diam.	Plate Height	Plate Width Inner	Plate Width Outer	Pin Diam.	Pin Length	Conn. Link Extension	Transverse Pitch (Newtons)	ISO606 Tensile Strength (kg/m)	Weight	No. 4	No. 107	No. 11	No. 26	No. 58	No. 12	No. 30
					MIN	MAX	MAX	MAX	MAX	MAX	MAX	MAX	NOM	MIN							

Simplex

		A	A	B	C	D	E	F	G	H1	J	K									
110047	08B-1	0.500	12.70	7.75	8.51	11.81	1.55	1.55	4.45	17.0	3.9	-	17800	0.70	✓	✓	✓	✓	✓	✓	✓
110057	10B-1	0.625	15.88	9.65	10.16	14.70	1.55	1.55	5.08	19.6	4.1	-	22200	0.92	✓	✓	✓	✓	✓	✓	✓
110067	12B-1	0.750	19.05	11.68	12.07	15.93	1.80	1.80	5.72	22.7	4.6	-	28900	1.20	✓	✓	✓	✓	✓	✓	✓
110080	16B-1	1.000	25.40	17.02	15.88	24.06	4.12	3.10	8.28	36.1	5.4	-	60000	3.45	✓	✓	-	✓	-	-	-
110120	24B-1	1.500	38.10	25.40	25.40	35.75	6.10	5.08	14.63	53.4	6.6	-	160000	7.45	✓	✓	-	✓	-	-	-
110140	28B-1	1.750	44.45	30.99	27.94	41.68	7.62	6.35	15.90	65.1	7.4	-	200000	9.35	✓	✓	-	✓	-	-	-
110160	32B-1	2.000	50.80	30.99	29.21	47.60	7.11	6.35	17.81	67.4	7.9	-	250000	10.10	✓	✓	-	✓	-	-	-

Duplex

		A	A	B	C	D	E	F	G	H2	J	K									
114047	08B-2	0.500	12.70	7.75	8.51	11.81	1.55	1.55	4.45	31.0	3.9	13.92	31000	1.38	✓	✓	✓	✓	✓	✓	✓
114057	10B-2	0.625	15.88	9.65	10.16	14.70	1.55	1.55	5.08	36.2	4.1	16.59	44500	1.80	✓	✓	✓	✓	✓	✓	✓
114067	12B-2	0.750	19.05	11.68	12.07	15.93	1.80	1.80	5.72	42.2	4.6	19.46	57800	2.40	✓	✓	✓	✓	✓	✓	✓
114080	16B-2	1.000	25.40	17.02	15.88	21.08	4.12	3.10	8.28	68.0	5.4	31.88	106000	5.50	✓	✓	-	✓	-	-	-
114120	24B-2	1.500	38.10	25.40	25.40	35.75	6.10	5.08	14.63	101.8	6.6	48.36	280000	14.80	✓	✓	-	✓	-	-	-

Triplex

		A	A	B	C	D	E	F	G	H3	J	K									
116048	08B-3	0.500	12.70	7.75	8.51	11.81	1.55	1.55	4.45	44.9	3.9	13.92	445000	2.06	✓	✓	✓	✓	✓	✓	✓
116080	16B-3	1.000	25.40	17.02	15.88	24.06	4.12	3.10	8.28	99.9	5.4	31.88	160000	10.12	✓	✓	-	✓	-	-	-

The best range of standard and solution products available anywhere



RENOLD Synergy™

- High performance
- Superior wear life
- Outstanding fatigue resistance



Sovereign™

- Abrasion resistance chain
- Ideal for dusty, gritty applications
- Reduced pin wear
- Extended life



RENOLD Syno™

- Maintenance free
- Self-lubricating chain
- Food industry-approved lubricant



Stainless Steel

- Corrosion resistant
- Designed for acidic/alkaline conditions
- Ideal for wet environments
- Food processing applications



RENOLD

- Best premium chain
- Leading performance
- Solid bush / solid roller / end softened pin




Hydro-Service™

- Superior corrosion resistant coating
- Alternative choice to stainless steel chain
- Will not chip or peel
- Hexavalent chrome-free



RENOLD A&S

- All purpose chain
- Affordable reliability
- Wide waist plate / wedge rivet



Roll-Ring™

- Revolutionary chain tensioner
- Installed in seconds and self adjusting
- Maintenance free
- Also acts as noise damper



RENOLD SD

- Economy chain
- Dependable performance for a standard duty chain
- Split bush / solid roller / wedge rivet



Smartlink™

- Load monitoring technology
- Technical reports & data logging

*For more information
or to contact your
local sales team go to*

MEDWAY

products are available from

MARYLAND METRICS

P.O. Box 261 Owings Mills, MD 21117 USA

ph: (410)358-3130 (800)638-1830

fx: (410)358-3142 (800)872-9329

web: <http://mdmetric.com>

email: sales@mdmetric.com

RFQ form: <http://mdmetric.com/rfq.htm>

*Whilst all reasonable care is taken in compiling
the information contained in this brochure, no
responsibility is accepted for printing errors.*

*All information contained in this brochure is
subject to change after the date of publication.*

© Renold Power Transmission 2012.

Ref: REN52 / ENG / 04.12

RENOLD
Superior Chain Technology