

HSK Accessories

Accessories to be used in conjunction with HSK-Industry Standard liquid tight strain relief fittings.

Additional accessories starting on pages 103 and 119 respectively.

Assembly tools starting on page 143.

HSK-ME

Multi hole inserts for HSK-Industry Standard liquid tight strain relief fittings

HSK-FLAKA

Flat cable inserts for HSK-Industry Standard liquid tight strain relief fittings

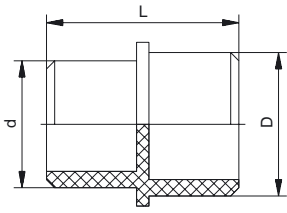
HSK-V

Plugs for HSK-Industry Standard liquid tight strain relief fittings



HSK-V

Metr./PG/NPT



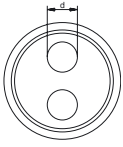
Material
Operating
Temperature
Colors

PA (Nylon)
-40 °C – 100 °C (-40 °F – 212 °F)
black RAL 9005



Fits the Following Sizes			D mm	d mm	L mm	Number
PG 7	M 12 x 1,5		6	4,5	15	1.280.0007.00
PG 9	M 16 x 1,5	3/8" NPT	7,5	5,5	17	1.280.0009.00
PG 11	M 16 x 1,5 / 11		9,5	6,5	19	1.280.0011.00
PG 13,5	M 20 x 1,5	1/2" NPT	11,5	8,5	19	1.280.0013.00
PG 16	M 20 x 1,5 / 16	1/2" NPT/16	13,5	11,5	19,5	1.280.0016.00
PG 21	M 25 x 1,5	3/4" NPT	17,5	15,5	23,5	1.280.0021.00
PG 29	M 32 x 1,5	1" NPT 1 1/4" NPT	24	19	26	1.280.0029.00
PG 36	M 40 x 1,5	1 1/2" NPT	31	25	28	1.280.0036.00
PG 42	M 50 x 1,5		37	30	28	1.280.0042.00
PG 48	M 63 x 1,5		43	34	28	1.280.0048.00





Material Protection

Elastomer
IP 65 (NEMA 4x)
* IP 68 possible with ideal fit



Operating Temperature

-40 °C – 100 °C (-40 °F – 212 °F)

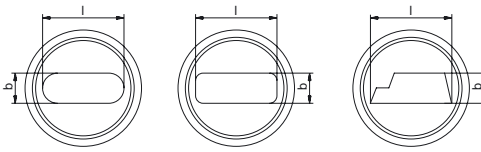
**These inserts are examples, other inserts available upon request
Installation instructions see page 170**

Fits the Following Sizes			Number of Holes x d	Number	Number of Holes x d	Number	Number Without Holes
PG 7 / KR PG 9							1.089.0799.19
PG 9 / KE PG 7 / KR PG 11	M 16 x 1,5	3/8" NPT	4 x 1,4	1.089.0900.19	2 x 3	1.089.0901.19	1.089.0999.19
PG 9 / KE PG 7 / KR PG 11	M 16 x 1,5	3/8" NPT	5 x 1,6	1.089.0902.19	10 x 1,4	1.089.0904.19	
PG 11 / KE PG 9 / KR PG 13,5			2 x 3	1.089.1100.19	3 x 3	1.089.1101.19	1.089.1199.19
PG 11 / KE PG 9 / KR PG 13,5			2 x 4	1.089.1102.19	3 x 1,5	1.089.1103.19	
PG 13,5 / KE PG 11 / KR PG 16	M 20 x 1,5	1/2" NPT	3 x 2	1.089.1300.19	6 x 3	1.089.1301.19	1.089.1399.19
PG 13,5 / KE PG 11 / KR PG 16	M 20 x 1,5	1/2" NPT	3 x 4	1.089.1302.19	2 x 5	1.089.1303.19	
PG 16 / KE PG 13,5 / KR PG 21		1/2" NPT/16	4 x 4	1.089.1602.19	5 x 4	1.089.1603.19	
PG 16 / KE PG 13,5 / KR PG 21		1/2" NPT/16	6 x 4	1.089.1604.19	2 x 6	1.089.1605.19	
PG 21 / KE PG 16	M 25 x 1,5	3/4" NPT	4 x 6	1.089.2100.19	3 x 7	1.089.2101.19	1.089.2199.19
PG 21 / KE PG 16	M 25 x 1,5	3/4" NPT	2 x 8	1.089.2102.19	4 x 5	1.089.2103.19	
PG 29	M 32 x 1,5	1" NPT/1 1/4" NPT	6 x 6,5	1.089.2900.19	4 x 9	1.089.2901.19	1.089.2999.19
PG 36	M 40 x 1,5	1 1/2" NPT	5 x 9	1.089.3600.19	7 x 9	1.089.3601.19	1.089.3699.19
PG 36	M 40 x 1,5	1 1/2" NPT	6 x 8	1.089.3602.19	2 x 15	1.089.3603.19	
PG 42	M 50 x 1,5						1.089.4299.19
PG 48	M 63 x 1,5		8 x 10	1.089.4800.19	6 x 12	1.089.4801.19	1.089.4899.19



HSK-FLAKA

Metr./PG/NPT



ASI-BUS



Material Protection

Operating Temperature

Elastomer
IP 65 (NEMA 4x)
* IP 68 possible with ideal fit

-40 °C – 100 °C (-40 °F – 212 °F)



These inserts are examples, other inserts available upon request
Installation instructions see page 170

Fits the Following Sizes			Number of Holes b x l	Number	Number of Holes b x l	Number	Number Without Holes
PG 13 (ASI-BUS)	M 20 x 1,5	1/2" NPT	4,2 x 10,4	1.091.1300.19			
PG 16 / KE PG 13,5 / KR PG 21	1/2" NPT/16		14 x 6	1.091.1600.19	11,5 x 5	1.091.1601.19	
PG 16 / KE PG 13,5 / KR PG 21	1/2" NPT/16		12 x 7	1.091.1602.19			
PG 21 / KE PG 16	M 25 x 1,5	3/4" NPT	14 x 6	1.091.2100.19	14 x 7	1.091.2101.19	
PG 29	M 32 x 1,5	1" NPT/1 1/4" NPT	22 x 8	1.091.2900.19			
PG 36	M 40 x 1,5	1 1/2" NPT	28,5 x 10	1.091.3600.19	29 x 5,5	1.091.3601.19	
PG 42	M 50 x 1,5		33,5 x 11,5	1.091.4200.19			
PG 48	M 63 x 1,5		38 x 12	1.091.4800.19			

