

HSK-EMV-Ex Standard

Strain relief fittings in all popular thread types and sizes for a reliable low-ohm shield used for electrical equipment in hazardous locations with protection „e“ according to EN 50014 and EN 50019:

- Machine, apparatus and plant equipment.
- Measuring, control and feedback systems
- Control panels
- Railroad cars and vehicles
- Power plants (hydro, gas, coal or wind)

Also used in all areas where besides a reliable seal, high pull-out resistance and anti-rotation provisions, a dependable contact with the cable shield is required.

HSK-M-EMV-Ex

EMI compatible standard strain relief fittings for hazardous locations

HSK-M-EMV-PVDF-Ex

EMI compatible standard strain relief fittings for hazardous locations used in chemical and high temperature applications

HSK-M-EMV-D-Ex

EMI compatible standard strain relief fittings for hazardous locations with feed-through suitable for cables with braided and foil shield

HSK-MZ-EMV-Ex

EMI compatible standard strain relief fittings for hazardous locations with additional cable clamp for flex protection

HSK-MZ-EMV-PVDF-Ex

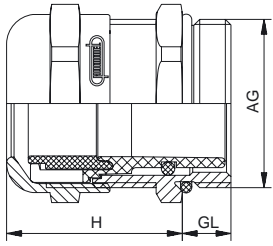
EMI compatible standard strain relief fittings for chemical and high temperature applications with additional cable clamp for flex protection



ATEX

HSK-M-EMV/-PVDF-Ex

Metr./NPT



Material
Clamping insert
Seal
O-Ring
Protection

Nickel plated brass
PA (Nylon) / PVDF
Buna-N / FPM
Buna-N / FPM
IP 68 – 10 bar
within the specified clamping
range



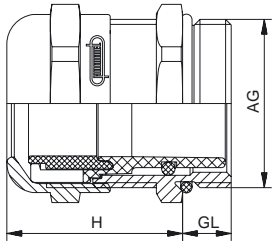
Elongated thread available
For approvals see page 170

AG	\varnothing mm	Ex- Generation	GL mm	H mm	 mm	HSK-M-EMVEx -20°C – 95°C (-4°F – 203°F)	HSK-M-EMV-Ex -60°C – 105°C (-76°F – 221°F)	HSK-M-EMV-PVDF-Ex -20°C – 130°C (-4°F – 266°F)
M 12 x 1,5	3 - 6,5	ATEX	6,5	19	14	1.616.1200.50	1.646.1200.50	
M 12 x 1,5	2 - 5	ATEX	6,5	19	14	1.616.1200.51	1.646.1200.51	
M 16 x 1,5	6 - 10	ATEX	6	22	20	1.616.1600.50	1.646.1600.50	
M 16 x 1,5	3 - 7	ATEX	6	22	20	1.616.1600.51	1.646.1600.51	
M 20 x 1,5	10 - 14	ATEX	6	23	24	1.616.2000.50	1.646.2000.50	
M 20 x 1,5	7 - 12	ATEX	6	23	24	1.616.2000.51	1.646.2000.51	
M 25 x 1,5	14 - 18	ATEX	7	24	30	1.616.2500.50	1.646.2500.50	
M 25 x 1,5	10 - 16	ATEX	7	24	30	1.616.2500.51	1.646.2500.51	
M 32 x 1,5	20 - 25	ATEX	8	31	40	1.616.3200.50	1.646.3200.50	
M 32 x 1,5	13 - 20	ATEX	8	31	40	1.616.3200.51	1.646.3200.51	
M 40 x 1,5	22 - 32	ATEX	8	37	50	1.616.4000.50	1.646.4000.50	
M 40 x 1,5	20 - 26	ATEX	8	37	50	1.616.4000.51	1.646.4000.51	
M 50 x 1,5	32 - 38	ATEX	9	37	57	1.616.5000.50	1.646.5000.50	
M 50 x 1,5	25 - 31	ATEX	9	37	57	1.616.5000.51	1.646.5000.51	
M 63 x 1,5	37 - 44	ATEX	10	38	64/68	1.616.6300.50	1.646.6300.50	
M 63 x 1,5	29 - 35	ATEX	10	38	64/68	1.616.6300.51	1.646.6300.51	
3/8" NPT	4 - 8	ATEX	15	21	17/19	1.616.3800.70	1.646.3800.70	1.666.3800.70
3/8" NPT	2 - 6	ATEX	15	21	17/19	1.616.3800.71	1.646.3800.71	1.666.3800.71
1/2" NPT	6 - 12	ATEX	13	24	22/24	1.616.1200.70	1.646.1200.70	1.666.1200.70
1/2" NPT	5 - 9	ATEX	13	24	22/24	1.616.1200.71	1.646.1200.71	1.666.1200.71
3/4" NPT	14 - 18	ATEX	13	25	30	1.616.3400.70	1.646.3400.70	1.666.3400.70
3/4" NPT	10 - 16	ATEX	13	25	30	1.616.3400.71	1.646.3400.71	1.666.3400.71

➔ Assembly instructions
see page 174



HSK-M-EMV/-PVDF-Ex PG/PG-elongated



Material: Nickel plated brass
 Clamping insert: PA (Nylon) / PVDF
 Seal: Buna-N / FPM
 O-Ring: Buna-N / FPM
 Protection: IP 68 – 10 bar within the specified clamping range
 Operating Temperature: -20 °C – 95 °C (-4 °F – 203 °F)



Elongated thread available
 For approvals see page 170

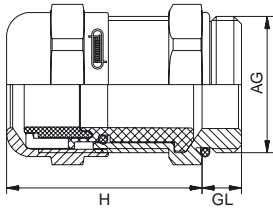
AG	\varnothing mm	Ex- Generation	GL mm	H mm	 mm	HSK-M-EMV-Ex -20 °C – 95 °C (-4 °F – 203 °F)	HSK-M-EMV-Ex -60 °C – 105 °C (-76 °F – 221 °F)	HSK-M-EMV-PVDF-Ex -20 °C – 130 °C (-4 °F – 266 °F)
PG 7	3 - 6,5	ATEX	5	19	14	1.616.0700.01	1.646.0700.01	1.666.7000.01
PG 7	2 - 5	ATEX	5	19	14	1.616.0700.15	1.646.0700.15	1.666.0700.15
PG 9	4 - 8	ATEX	6	21	17	1.616.0900.01	1.646.0900.01	1.666.0900.01
PG 9	2 - 6	ATEX	6	21	17	1.616.0900.15	1.646.0900.15	1.666.0900.15
PG 11	6 - 10	ATEX	6	22	20	1.616.1100.01	1.646.1100.01	1.666.1100.01
PG 11	3 - 7	ATEX	6	22	20	1.616.1100.15	1.646.1100.15	1.666.1100.15
PG 13,5	6 - 12	ATEX	6,5	24	22	1.616.1300.01	1.646.1300.01	1.666.1300.01
PG 13,5	5 - 9	ATEX	6,5	24	22	1.616.1300.15	1.646.1300.15	1.666.1300.15
PG 16	10 - 14	ATEX	6,5	23	24	1.616.1600.01	1.646.1600.01	1.666.1600.01
PG 16	7 - 12	ATEX	6,5	23	24	1.616.1600.15	1.646.1600.15	1.666.1600.15
PG 21	14 - 18	ATEX	7	24	30	1.616.2100.01	1.646.2100.01	1.666.2100.01
PG 21	10 - 16	ATEX	7	24	30	1.616.2100.15	1.646.2100.15	1.666.2100.15
PG 29	20 - 25	ATEX	8	29	40	1.616.2900.01	1.646.2900.01	1.666.2900.01
PG 29	13 - 20	ATEX	8	29	40	1.616.2900.15	1.646.2900.15	1.666.2900.15
PG 36	22 - 32	ATEX	8	35	50	1.616.3600.01	1.646.3600.01	1.666.3600.01
PG 36	20 - 26	ATEX	8	35	50	1.616.3600.15	1.646.3600.15	1.666.3600.15
PG 42	32 - 38	ATEX	9	37	57	1.616.4200.01	1.646.4200.01	1.666.4200.01
PG 42	25 - 31	ATEX	9	37	57	1.616.4200.15	1.646.4200.15	1.666.4200.15
PG 48	37 - 44	ATEX	10	38	64	1.616.4800.01	1.646.4800.01	1.666.4800.01
PG 48	29 - 35	ATEX	10	38	64	1.616.4800.15	1.646.4800.15	1.666.4800.15



➔ Assembly instructions
 see page 174

HSK-M-EMV-D-Ex

Metr./Metr.-elongated



ATEX



**II 2G 1D
II 2G D**

Material
Clamping insert
Seal
O-Ring
Protection

Nickel plated brass
PA (Nylon)
Buna-N
Buna-N
IP 68 – 10 bar
(NEMA 6 – 150 PSIG)
within the specified clamping range



For approvals see page 170

AG	Ø mm	Ex- Generation	GL mm	H mm	W mm	Number	
						-20°C – 95°C (-4°F – 203°F)	-60°C – 105°C (-76°F – 221°F)
M 16 x 1,5	5 - 10	ATEX	6	29	20	1.636.1600.50	1.637.1600.50
M 20 x 1,5	10 - 14	ATEX	6	31	24	1.636.2000.50	1.637.2000.50
M 25 x 1,5	13 - 18	ATEX	7	38	30	1.636.2500.50	1.637.2500.50
M 32 x 1,5	18 - 25	ATEX	8	43	40	1.636.3200.50	1.637.3200.50
M 40 x 1,5	24 - 32	ATEX	8	51	50	1.636.4000.50	1.637.4000.50
Elongated thread							
M 16 x 1,5	5 - 10	ATEX	10	29	20	1.636.1600.30	1.637.1600.30
M 20 x 1,5	10 - 14	ATEX	10	31	24	1.636.2000.30	1.637.2000.30
M 25 x 1,5	13 - 18	ATEX	12	38	30	1.636.2500.30	1.637.2500.30
M 32 x 1,5	18 - 25	ATEX	12	43	40	1.636.3200.30	1.637.3200.30
M 40 x 1,5	24 - 32	ATEX	15	51	50	1.636.4000.30	1.637.4000.30

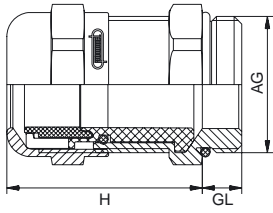


Assembly instructions
see page 174



HSK-M-EMV-D-Ex

PG



ATEX



II 2G 1D
II 2G D

Material Nickel plated brass
Clamping insert PA (Nylon)
Seal Buna-N
O-Ring Buna-N
Protection IP 68 – 10 bar (NEMA 6 – 150 PSIG) within the specified clamping range

RoHS

For approvals see page 170
Elongated thread available on request

AG	Ø mm	Ex- Generation	GL mm	H mm	Ø mm	Number	
						-20 °C – 95 °C (-4 °F – 203 °F)	-60 °C – 105 °C (-76 °F – 221 °F)
PG 11	5 - 10	ATEX	6	29	20	1.636.1100.01	1.637.1100.01
PG 13,5	6 - 12	ATEX	6,5	31	22	1.636.1300.01	1.637.1300.01
PG 16	10 - 14	ATEX	6,5	32	24	1.636.1600.01	1.637.1600.01
PG 21	13 - 18	ATEX	7	38	30	1.636.2100.01	1.637.2100.01
PG 29	18 - 25	ATEX	8	43	40	1.636.2900.01	1.637.2900.01
PG 36	22 - 32	ATEX	8	48	50	1.636.3600.01	1.637.3600.01

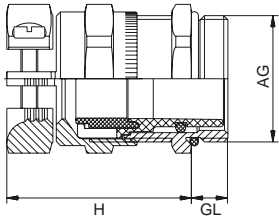


Assembly instructions
see page 174



HSK-MZ-EMV/-PVDF-Ex

Metr./PG/NPT



Material
Clamping insert
Seal
O-Ring
Protection

Nickel plated brass
PA (Nylon) / PVDF
Buna-N / FPM
Buna-N / FPM
IP 68 – 10 bar
(NEMA 6 – 150 PSIG)
within the specified clamping range



For approvals see page 170
Elongated thread available

AG	\varnothing mm	Ex- Generation	GL mm	H mm	\varnothing mm	HSK-MZ-EMV-Ex -20°C – 95°C (-4°F – 203°F)	HSK-MZ-EMV-Ex -60°C – 105°C (-76°F – 221°F)	HSK-MZ-EMV-PVDF-Ex -20°C – 130°C (-4°F – 266°F)
M 12 x 1,5	3 - 6,5	ATEX	6,5	26	14	1.617.1200.50	1.647.1200.50	
M 16 x 1,5	6 - 10	ATEX	6	29	20	1.617.1600.50	1.647.1600.50	
M 20 x 1,5	10 - 14	ATEX	6	32	24	1.617.2000.50	1.647.2000.50	
M 25 x 1,5	14 - 18	ATEX	7	35	30	1.617.2500.50	1.647.2500.50	
M 32 x 1,5	20 - 25	ATEX	8	41	40	1.617.3200.50	1.647.3200.50	
M 40 x 1,5	24 - 32	ATEX	8	48	50	1.617.4000.50	1.647.4000.50	
M 50 x 1,5	32 - 38	ATEX	9	51	57	1.617.5000.50	1.647.5000.50	
M 50 x 1,5	28 - 31	ATEX	9	51	57	1.617.5000.51	1.647.5000.51	
M 63 x 1,5	37 - 44	ATEX	10	52	68	1.617.6300.50	1.647.6300.50	
M 63 x 1,5	32 - 35	ATEX	10	52	68	1.617.6300.51	1.647.6300.51	
PG 7	3 - 6,5	ATEX	5	26	14	1.617.0700.01	1.647.0700.01	1.667.0700.01
PG 9	4 - 8	ATEX	6	28	17	1.617.0900.01	1.647.0900.01	1.667.0900.01
PG 11	6 - 10	ATEX	6	29	20	1.617.1100.01	1.647.1100.01	1.667.1100.01
PG 13,5	7 - 12	ATEX	6,5	33	22	1.617.1300.01	1.647.1300.01	1.667.1300.01
PG 16	10 - 14	ATEX	6,5	32	24	1.617.1600.01	1.647.1600.01	1.667.1600.01
PG 21	13 - 18	ATEX	7	35	30	1.617.2100.01	1.647.2100.01	1.667.2100.01
PG 29	20 - 25	ATEX	8	41	40	1.617.2900.01	1.647.2900.01	1.667.2900.01
PG 36	24 - 32	ATEX	8	48	50	1.617.3600.01	1.647.3600.01	1.667.3600.01
PG 42	32 - 38	ATEX	9	51	57	1.617.4200.01	1.647.4200.01	1.667.4200.01
PG 42	28 - 31	ATEX	9	51	57	1.617.4200.15	1.647.4200.15	1.667.4200.15
PG 48	37 - 44	ATEX	10	51	64	1.617.4800.01	1.647.4800.01	1.667.4800.01
PG 48	32 - 35	ATEX	10	51	64	1.617.4800.15	1.647.4800.15	1.667.4800.15
3/8" NPT	4 - 8	ATEX	15	27	17 / 19	1.617.3800.70	1.647.3800.70	1.667.3800.70
1/2" NPT	7 - 12	ATEX	13	31	22 / 24	1.617.1200.70	1.647.1200.70	1.667.1200.70
3/4" NPT	13 - 18	ATEX	13	36	30	1.617.3400.70	1.647.3400.70	1.667.3400.70

➔ Assembly instructions
see page 174

