

HUMMEL products are available from MARYLAND METRICS

P.O.Box 261 Owings Mills, MD 21117 USA

phones: (410)358-3130 (800)638-1830 faxes: (410)358-3142 (800)872-9329

email: sales@mdmetric.com web: <http://mdmetric.com>



Setting Standards

HSK-Flex Standard

Strain relief fittings in all popular thread types and sizes for standard applications in the following areas:

- Machine, apparatus and plant equipment
- Measuring control and feedback systems
- Medical equipment
- Railroad cars and vehicles
- Power plants (hydro, gas, coal or wind)
- Industrial installations

and in all applications where excellent performance, fire resistance, and resistance against turning of the cable are critical.

HSK-Flex

Liquid tight strain relief fittings with flex protection made of nylon 6/6

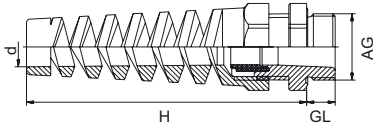
HSK-M-Flex

Liquid tight strain relief fittings with stainless steel flex protection

HSK-W-Flex

Liquid tight strain relief fitting 90° snap elbow with flex protection made of nylon 6/6





Material
Seal
Protection

PA (Nylon)
Buna-N
IP 68 – 10 bar / IP 69K
(NEMA 6 -150 PSIG)
within the specified clamping
range only with optional O-Ring
(see page 132)

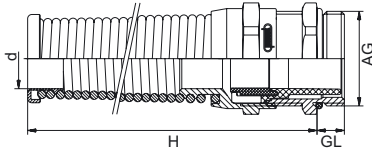


Operating
Temperature
Colors

-40 °C – 100 °C (-40 °F – 212 °F)
grey RAL 7035
black RAL 9005

AG	mm	GL mm	H mm	d mm	mm	Number grey	Number black	GL mm	Number grey elongated	Number black elongated
M 12 x 1,5	3 - 6,5	8	54	7	15	1.293.1200.50	1.293.1201.50	15	1.293.1200.30	1.293.1201.30
M 12 x 1,5	2 - 5	8	54	7	15	1.293.1200.51	1.293.1201.51	15	1.293.1200.31	1.293.1201.31
M 16 x 1,5	4 - 8	8	63	8,5	19	1.293.1600.50	1.293.1601.50	15	1.293.1600.30	1.293.1601.30
M 16 x 1,5	2 - 6	8	63	8,5	19	1.293.1600.51	1.293.1601.51	15	1.293.1600.31	1.293.1601.31
M 16 x 1,5	5 - 10	8	78	10,5	22	1.294.1600.50	1.294.1601.50	15	1.294.1600.30	1.294.1601.30
M 16 x 1,5	3 - 7	8	78	10,5	22	1.294.1600.51	1.294.1601.51	15	1.294.1600.31	1.294.1601.31
M 20 x 1,5	6 - 12	9	90	13	24	1.293.2000.50	1.293.2001.50	15	1.293.2000.30	1.293.2001.30
M 20 x 1,5	5 - 9	9	90	13	24	1.293.2000.51	1.293.2001.51	15	1.293.2000.31	1.293.2001.31
M 20 x 1,5	10 - 14	9	100	15,5	27	1.294.2000.50	1.294.2001.50	15	1.294.2000.30	1.294.2001.30
M 20 x 1,5	7 - 12	9	100	15,5	27	1.294.2000.51	1.294.2001.51	15	1.294.2000.31	1.294.2001.31
M 25 x 1,5	13 - 18	11	114	20	33	1.293.2500.50	1.293.2501.50	15	1.293.2500.30	1.293.2501.30
M 25 x 1,5	9 - 16	11	114	20	33	1.293.2500.51	1.293.2501.51	15	1.293.2500.31	1.293.2501.31





Material: Nickel plated brass
 Steel spring: 1.4310
 Clamping insert: PA (Nylon)
 Seal: Buna-N
 O-Ring: Buna-N
 Protection: IP 68 – 10 bar / IP 69K (NEMA 6 – 150 PSIG) within the specified clamping range
 Operating Temperature: -40 °C – 100 °C (-40 °F – 212 °F)

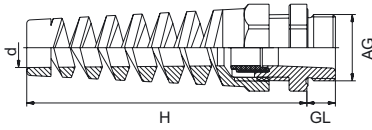


AG	\varnothing mm	GL mm	H mm	d mm	\varnothing mm	Number	GL mm	Number elongated
M 12 x 1,5	3 - 6,5	6,5	5,5	6,8	14	1.623.1200.50	10	1.623.1200.30
M 12 x 1,5	2 - 5	6,5	55	6,8	14	1.623.1200.51	10	1.623.1200.31
M 16 x 1,5	4 - 8	6	66	8,2	19	1.623.1600.50		
M 16 x 1,5	2 - 6	6	66	8,2	19	1.623.1600.51		
M 16 x 1,5	5 - 10	6	77	10,3	20	1.623.1611.50	10	1.623.1611.30
M 16 x 1,5	3 - 7	6	77	10,3	20	1.623.1611.51	10	1.623.1611.31
M 20 x 1,5	6 - 12	6	88	12,3	22	1.623.2000.50		
M 20 x 1,5	5 - 9	6	88	12,3	22	1.623.2000.51		
M 20 x 1,5	10 - 14	6	98	14,3	24	1.623.2016.50	10	1.623.2016.30
M 20 x 1,5	7 - 12	6	98	14,3	24	1.623.2016.51	10	1.623.2016.31
M 25 x 1,5	13 - 18	7	111	18,4	30	1.623.2500.50	12	1.623.2500.30
M 25 x 1,5	9 - 16	7	111	18,4	30	1.623.2500.51	12	1.623.2500.31



HSK-Flex

PG/PG-elongated/NPT



Material PA (Nylon)
 Seal Buna-N
 Protection IP 68 – 10 bar / IP 69K (NEMA 6 – 150 PSIG)
 within the specified clamping range
 only with optional O-Ring (see page 132)



Operating Temperature -40 °C – 100 °C (-40 °F – 212 °F)
 Colors grey RAL 7035
 black RAL 9005

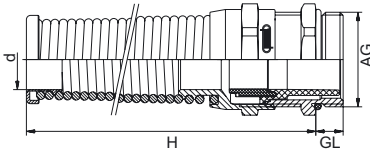
Available also as KE-Flex / KR-Flex

AG	\varnothing mm	GL mm	H mm	d mm	\varnothing mm	Number grey	Number black	GL mm	Number grey elongated	Number black elongated
PG 7	3 - 6,5	8	54	7	15	1.293.0700.14	1.293.0701.14	15	1.293.0700.60	1.293.0701.60
PG 7	2 - 5	8	54	7	15	1.293.0700.15	1.293.0701.15	15	1.293.0700.61	1.293.0701.61
PG 9	4 - 8	8	63	8,5	19	1.293.0900.14	1.293.0901.14	15	1.293.0900.60	1.293.0901.60
PG 9	2 - 6	8	63	8,5	19	1.293.0900.15	1.293.0901.15	15	1.293.0900.61	1.293.0901.61
PG 11	5 - 10	8	78	10,5	22	1.293.1100.14	1.293.1101.14	15	1.293.1100.60	1.293.1101.60
PG 11	3 - 7	8	78	10,5	22	1.293.1100.15	1.293.1101.15	15	1.293.1100.61	1.293.1101.61
PG 13,5	6 - 12	9	90	13	24	1.293.1300.14	1.293.1301.14	15	1.293.1300.60	1.293.1301.60
PG 13,5	5 - 9	9	90	13	24	1.293.1300.15	1.293.1301.15	15	1.293.1300.61	1.293.1301.61
PG 16	10 - 14	10	100	15,5	27	1.293.1600.14	1.293.1601.14	15	1.293.1600.60	1.293.1601.60
PG 16	7 - 12	10	100	15,5	27	1.293.1600.15	1.293.1601.15	15	1.293.1600.61	1.293.1601.61
PG 21	13 - 18	11	114	20	33	1.293.2100.14	1.293.2101.14	15	1.293.2100.60	1.293.2101.60
PG 21	9 - 16	11	114	20	33	1.293.2100.15	1.293.2101.15	15	1.293.2100.61	1.293.2101.61
3/8" NPT	4 - 8	15	63	8,5	22/19	1.293.3800.70	1.293.3801.70			
3/8" NPT	2 - 6	15	63	8,5	22/19	1.293.3800.71	1.293.3801.71			
1/2" NPT	6 - 12	13	90	13	24	1.293.1200.70	1.293.1201.70			
1/2" NPT	5 - 9	13	90	13	24	1.293.1200.71	1.293.1201.71			
1/2" NPT/16	10 - 14	13	100	15,5	27	1.293.1216.70	1.293.1217.70			
1/2" NPT/16	7 - 12	13	100	15,5	27	1.293.1216.71	1.293.1217.71			
3/4" NPT	13 - 18	14	114	20	33	1.293.3400.70	1.293.3401.70			
3/4" NPT	9 - 16	14	114	20	33	1.293.3400.71	1.293.3401.71			



HSK-M-Flex

PG/PG-elongated/NPT



Material: Nickel plated brass
 Steel spring: 1.4310
 Clamping insert: PA (Nylon)
 Seal: Buna-N
 O-Ring: Buna-N
 Protection: IP 68 – 10 bar / IP 69K (150 PSIG) NEMA 4x and 6 within the specified clamping range
 Operating Temperature: -40 °C – 100 °C (-40 °F – 212 °F)

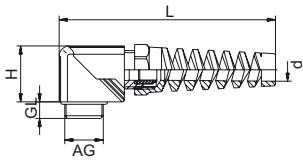


AG	\varnothing mm	GL mm	H mm	d mm	\varnothing mm	Number	GL mm	Number elongated
PG 7	3 - 6,5	5	55	6,8	14	1.623.0700.01	10	1.623.0700.60
PG 7	2 - 5	5	55	6,8	14	1.623.0700.15	10	1.623.0700.61
PG 9	4 - 8	6	66	8,2	17	1.623.0900.01	10	1.623.0900.60
PG 9	2 - 6	6	66	8,2	17	1.623.0900.15	10	1.623.0900.61
PG 11	5 - 10	6	77	10,3	20	1.623.1100.01	10	1.623.1100.60
PG 11	3 - 7	6	77	10,3	20	1.623.1100.15	10	1.623.1100.61
PG 13,5	6 - 12	6,5	88	12,3	22	1.623.1300.01	10	1.623.1300.60
PG 13,5	5 - 9	6,5	88	12,3	22	1.623.1300.15	10	1.623.1300.61
PG 16	10 - 14	6,5	98	14,3	24	1.623.1600.01	10	1.623.1600.60
PG 16	7 - 12	6,5	98	14,3	24	1.623.1600.15	10	1.623.1600.61
PG 21	13 - 18	7	111	18,4	30	1.623.2100.01	12	1.623.2100.60
PG 21	9 - 16	7	111	18,4	30	1.623.2100.15	12	1.623.2100.61
NPT 3/8"	4 - 8	15	66	8,2	17 / 19	1.623.3800.70		
NPT 3/8"	2 - 6	15	66	8,2	17 / 19	1.623.3800.71		
NPT 1/2"	6 - 12	13	88	12,3	22 / 24	1.623.1200.70		
NPT 1/2"	5 - 9	13	88	12,3	22 / 24	1.623.1200.71		
NPT 3/4"	13 - 18	13	111	18,4	33	1.623.3400.70		
NPT 3/4"	9 - 16	13	111	18,4	33	1.623.3400.71		



HSK-W-Flex

Metr./PG/NPT



Material PA (Nylon)
 Seal Buna-N
 O-Ring Buna-N
 Protection IP 68
 Operating Temperature -40 °C – 100 °C (-40 °F – 212 °F)
 Colors grey RAL 7035
 black RAL 9005



* Without O-Ring / suggestion: Thread Seal Ring

AG	Ø mm	d mm	GL mm	H mm	L mm	$\frac{R}{\text{mm}}$	Ø mm	Number grey	Number black
M 16 x 1,5	4 - 8	8,5	8	23	85	5	19	1.314.1600.50	1.314.1601.50
M 16 x 1,5	2 - 6	8,5	8	23	85	5	19	1.314.1600.51	1.314.1601.51
M 20 x 1,5	6 - 12	13	9	30,5	119	7	24	1.314.2000.50	1.314.2001.50
M 20 x 1,5	5 - 9	13	9	30,5	119	7	24	1.314.2000.51	1.314.2001.51
M 25 x 1,5	13 - 18	20	11	40	156	10	33	1.314.2500.50	1.314.2501.50
M 25 x 1,5	9 - 16	20	11	40	156	10	33	1.314.2500.51	1.314.2501.51
PG 9	4 - 8	8,5	8	23	85	5	19	1.314.0900.14	1.314.0901.14
PG 9	2 - 6	8,5	8	23	85	5	19	1.314.0900.15	1.314.0901.15
PG 11	5 - 10	10,5	8	27	103	6	22	1.314.1100.14	1.314.1101.14
PG 11	3 - 7	10,5	8	27	103	6	22	1.314.1100.15	1.314.1101.15
PG 13,5	6 - 12	13	9	30,5	119	7	24	1.314.1300.14	1.314.1301.14
PG 13,5	5 - 9	13	9	30,5	119	7	24	1.314.1300.15	1.314.1301.15
PG 16	10 - 14	15,5	10	32,5	130	8	27	1.314.1600.14	1.314.1601.14
PG 16	7 - 12	15,5	10	32,5	130	8	27	1.314.1600.15	1.314.1601.15
PG 21	13 - 18	20	11	40	156	10	33	1.314.2100.14	1.314.2101.14
PG 21	9 - 16	20	11	40	156	10	33	1.314.2100.15	1.314.2101.15
3/8" NPT *	4 - 8	8,5	15	23	85	5	19	1.314.3800.70	1.314.3801.70
3/8" NPT *	2 - 6	8,5	15	23	85	5	19	1.314.3800.71	1.314.3801.71
1/2" NPT *	6 - 12	13	13	30,5	119	7	24	1.314.1200.70	1.314.1201.70
1/2" NPT *	5 - 9	13	13	30,5	119	7	24	1.314.1200.71	1.314.1201.71
1/2" NPT / 16 *	10 - 14	15,5	13	31,5	130	8	27	1.314.1216.70	1.314.1217.70
1/2" NPT / 16 *	7 - 12	15,5	13	31,5	130	8	27	1.314.1216.71	1.314.1217.71
3/4" NPT *	13 - 18	20	13	40	156	10	33	1.314.3400.70	1.314.3401.70
3/4" NPT *	9 - 16	20	13	40	156	10	33	1.314.3400.71	1.314.3401.71

