


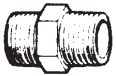
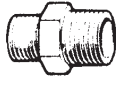
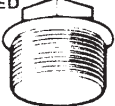

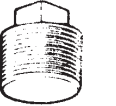










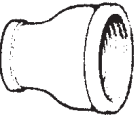
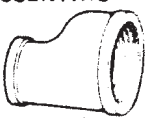

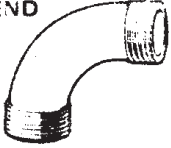
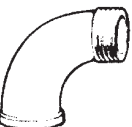













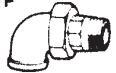






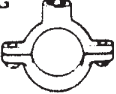
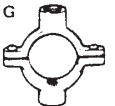


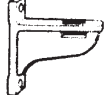


# MARYLAND METRICS

Phones: (800)638-1830 (410)358-3130

FAXes: (800) USA-9-FAX=[800-872-9329]

(410)358-3142

140 BUSH - HEXAGON 	144 NIPPLE - HEXAGON 	145 NIPPLE - HEXAGON 	146 PLUG - BEADED SOLID 	147 PLUG - HOLLOW 	148 PLUG - SOLID 
149 PLUG - COUNTERSUNK 	150 BACKNUT PARALLEL THREAD TO BS 2779 	151 ELBOW 	152 ELBOW - M & F 	155 ELBOW - 45° 	156 ELBOW - 45° M&F 
161 TEE 	163 TEE - M&F 	171 CROSS 	177 SOCKET - TAPER THREAD 	179 SOCKET 	180 SOCKET - ECCENTRIC 
185 CAP 	<p>Please click on the pix to go to the appropriate details page Please click here to go to plumbing fitting index page</p> <h2>METRIC (BSP) MALLEABLE IRON PIPE FITTINGS</h2> <p>See the latest product information &amp; technical data charts on the Internet at: <a href="http://mdmetric.com">http://mdmetric.com</a> E-mail: <a href="mailto:sales@mdmetric.com">sales@mdmetric.com</a></p>				191 BEND 
192 BEND - M&F 					193 BEND 
197 ELBOW - TWIN 	199 TEE - PITCHER 	213 BEND - RETURN OPEN 	233 FLANGE - ROUND 	241 UNION FLAT-FACED GASKET 	256 UNION SPHERICAL SEAT IRON-TO-IRON 
257 UNION - M&F SPHERICAL SEAT IRON-TO-IRON 	261 UNION - ELBOW SPHERICAL SEAT IRON-TO-IRON 	262 UNION - ELBOW M&F SPHERICAL SEAT IRON-TO-IRON 	271 UNION SPHERICAL SEAT BRONZE-TO-IRON RAILROAD 	272 UNION - M&F SPHERICAL SEAT BRONZE-TO-IRON RAILROAD 	276 UNION - ELBOW SPHERICAL SEAT BRONZE-TO-IRON RAILROAD 
277 UNION - ELBOW M&F SPHERICAL SEAT BRONZE-TO-IRON RAILROAD 	289 UNION SPHERICAL SEAT BRONZE-TO-IRON NAVY 	290 UNION - SA DOUBLE SPHERICAL SEAT IRON-TO-IRON 	501 BRACKET SCREW FIXING 	502 BRACKET SHORT SHANK 	515/M/W BACKPLATE 
524 GIRDER LUGS 	529/M/W RING SINGLE SOCKET 	530/M/W RING DOUBLE SOCKET 	571 HANGER ROLLER 	573 ROLLER & CHAIR 	575 ROLLER BRACKET 

Mail to: P.O. BOX 261, OWINGS MILLS, MARYLAND 21117

Warehouse: 6119 OAKLEAF AVENUE, BALTIMORE, MARYLAND 21215

FOR ALL YOUR METRIC HARDWARE NEEDS