
















Wiha TorqueControl Index

	Description	Page
	TorqueControl Fix Handle	36
	TorqueVario Handle	36
	TorqueVario Handle (Newton Meter Scale)	36
	TorqueControl Sets	38-39
	Standard Blades Slotted, Phillips, Torx®, TorxPlus®, Hex	37
	TorqueControl Adapters	40
	Insulated TorqueVario	40
	Insulated Blades	40
	ESD Safe TorqueVario Handle	41
	ESD Safe Blades	41
	ESD Safe Set TorqueVario	41
	T-handle Torque	42
	T-handle Torque Blades	42

“easy” Torque



Economically priced

Pre-set, fixed torque value +/- 10%, easy to handle, robust design

[Uses 285 interchangeable blades on page 37](#)

Wiha Easy Torque Handles



291 Easy Torque Screwdriver Handle

Easy Torque value pre-set. Release accuracy +/- 10%. Internal mechanism slips when torque value has been attained. Light weight, comfortable handle for good power transfer.

Item No.	Pre-Sets		Blades			
	Inch/lbs.	Nm	mm	Inch	lbs.	pkg.
291 02	4.4	0.5	103	4.1	.19	1
291 04	5.3	0.6	103	4.1	.19	1
291 06	8.0	0.9	103	4.1	.19	1
291 08	9.7	1.1	103	4.1	.19	1
291 10	10.6	1.2	103	4.1	.19	1
291 12	12.4	1.4	103	4.1	.19	1
291 14	17.7	2.0	103	4.1	.19	1
291 16	22.1	2.5	103	4.1	.19	1
291 18	26.6	3.0	103	4.1	.19	1

* No Calibration Certificates

TorqueVario-S ESD was developed for use in anti-static environments and TorqueVario-S provides safety when working with electrical components. All Wiha TorqueVario-S models have an integrated window scale that displays the torque value - a completely new design, which eliminates false readings. The torque value is continuously adjustable by using the provided adjustment tool (TorqueSetter) this prevents the setting from being altered unintentionally.



INDEX