

How to order: Add prefix 'R544-' to catalog number followed by '-bore size. Example: R544-06BS10-16

These sprockets are also available in stock bores without keyway & setscrew.

How to order: Add prefix 'R544-' to catalog number followed by '-MPB. Example: R544-06BS10-MPB

06B

Stock Bored-to-Size

CHAIN DATA:

BS 228/3

ISO 06B-1

PITCH: 9.525 mm (0.375 IN.)

ROLLER DIAMETER: 6.35 mm (0.250 IN.)

ROLLER WIDTH: 5.72 mm (0.225 IN.)

DIN 8180/8187

06B-1 CHAIN

9.525 mm (3/8") PITCH

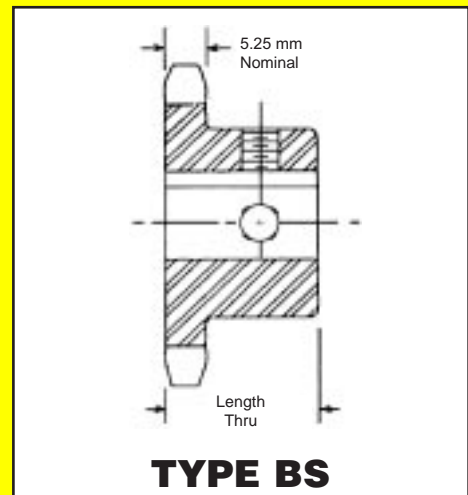
No. Teeth	Catalog Number	Outside Diameter (mm)	Length Thru Bore	Weight kg (Apx.)	Stock Finished Bores (mm) Includes Keyway and Setscrew
10	06BS10	30.82	22	.05	*10 ▼12 ▼14 ▼16
11	06BS11	33.80	25	.07	*10 ▼12 ▼14 16 19
12	06BS12	36.80	25	.08	*10 *12 14 16 19
13	06BS13	39.79	25	.09	*10 *12 14 16 19
14	06BS14	42.80	25	.10	*12 14 16 19
15	06BS15	45.81	25	.11	*12 14 16 19 20 22 24 25
16	06BS16	48.82	28	.13	*12 14 16 19 20 22 24 25
17	06BS17	51.83	28	.16	*12 14 16 19 20 22 24 25
18	06BS18	54.85	28	.18	*12 14 16 19 20 22 24 25
19	06BS19	57.87	28	.20	*12 14 16 19 20 22 24 25
20	06BS20	60.89	28	.23	*12 14 16 19 20 22 24 25
21	06BS21	63.91	28	.34	16 19 20 22 24 25
22	06BS22	66.93	28	.35	16 19 20 22 24 25
23	06BS23	69.95	28	.35	16 19 20 22 24 25
24	06BS24	72.97	28	.36	16 19 20 22 24 25
25	06BS25	76.00	28	.36	16 19 20 22 24 25

* Indicates no Keyway. (2) M6 Setscrews only in 12mm Bore & 14mm Bore.

KEYWAY IS ON CENTER LINE OF TOOTH.

▼ Keyway with Setscrew at 90 deg.

Hub diameters vary to suit different Bore Sizes.



How to order: Add prefix 'R544-' to catalog number followed by '-bore size'. Example: R544-06BS10-16

These sprockets are also available in stock bores without keyway & setscrew.

How to order: Add prefix 'R544-' to catalog number followed by '-MPB'. Example: R544-06BS10-MPB

08B

Stock Bored-to-Size

CHAIN DATA:

BS 228/7

ISO 08B-1

PITCH: 12.70 mm (0.500 IN.)

ROLLER DIAMETER: 8.51 mm (0.335 IN.)

ROLLER WIDTH: 7.75 mm (0.305 IN.)

DIN 8180/8187

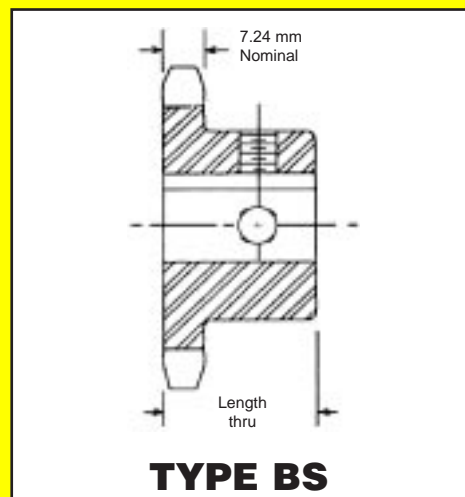
08B-1 CHAIN

12.70 mm (1/2") PITCH

No. Teeth	Catalog Number	Outside Diameter (mm)	Length Thru Bore	Weight kg (Apx.)	Stock Finished Bores (mm) Includes Keyway and Setscrew
10	08BS10	41.10	25	0.11	*12 14 16 19
11	08BS11	45.07	25	0.13	*12 14 16 19 20 22
12	08BS12	49.07	28	0.15	*12 14 16 19 20 22 24 25 28
13	08BS13	53.06	28	0.20	*12 14 16 19 20 22 24 25 28
14	08BS14	57.07	28	0.23	*12 14 16 19 20 22 24 25 28
15	08BS15	61.09	28	0.24	*12 14 16 19 20 22 24 25 28 30 32
16	08BS16	65.10	28	0.30	16 19 20 22 24 25 28 30 32
17	08BS17	69.11	28	0.40	16 19 20 22 24 25 28 30 32
18	08BS18	73.14	28	0.47	16 19 20 22 24 25 28 30 32 35 38
19	08BS19	77.16	28	0.53	16 19 20 22 24 25 28 30 32 35 38
20	08BS20	81.19	28	0.60	16 19 20 22 24 25 28 30 32 35 38
21	08BS21	85.22	28	0.69	16 19 20 22 24 25 28 30 32 35 38
22	08BS22	89.24	28	0.75	16 19 20 22 24 25 28 30 32 35 38
23	08BS23	93.27	28	0.87	19 20 22 24 25 28 30 32 35 38
24	08BS24	97.29	28	0.95	19 20 22 24 25 28 30 32 35 38

* Indicates no Keyway. (2) M6 Setscrews only.
Hub diameters vary to suit different Bore Sizes.

KEYWAY IS ON CENTER LINE OF TOOTH.



Available from: **MARYLAND METRICS**

Phones: (410)358-3130 (800)638-1830 Faxes: (410)358-3142 (800)872-9329
 P.O.Box261 Owings Mills, MD 21117 USA URL: <http://mdmetric.com> E-mail: sales@mdmetric.com

How to order: Add prefix 'R544-' to catalog number followed by '-bore size. Example: R544-06BS10-16

These sprockets are also available in stock bores without keyway & setscrew.

How to order: Add prefix 'R544-' to catalog number followed by '-MPB. Example: R544-06BS10-MPB

10B Stock Bored-to-Size

CHAIN DATA:

BS 228/11

ISO 10B-1

PITCH: 15.875 mm (0.625 IN.)

ROLLER DIAMETER: 10.16 mm (0.400 IN.)

ROLLER WIDTH: 9.65 mm (0.380 IN.)

DIN 8180/8187

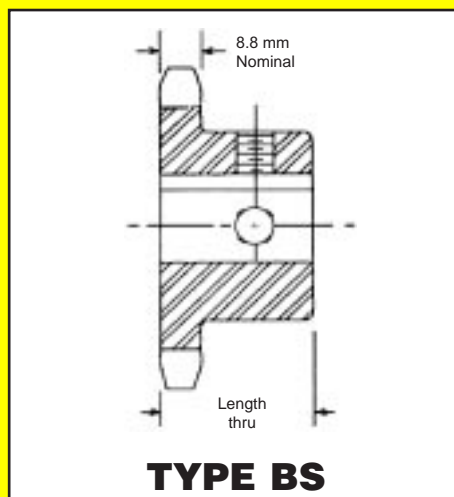
10B-1 CHAIN

15.875mm (5/8") PITCH

No. Teeth	Catalog Number	Outside Diameter (mm)	Length Thru Bore	Weight kg (Apx.)	Stock Finished Bores (mm)	
					Includes Keyway and Setscrew	
10	10BS10	41.10	25	0.14	16	19 20 22 ▼24 ▼25
11	10BS11	45.07	28	0.27	16	19 20 22 24 25 28 30
12	10BS12	49.07	28	0.32	16	19 20 22 24 25 28 30 32
13	10BS13	53.06	28	0.36	16	19 20 22 24 25 28 30 32
14	10BS14	57.07	28	0.45	16	19 20 22 24 25 28 30 32
15	10BS15	61.09	28	0.54	19	20 22 24 25 28 30 32 35
16	10BS16	65.10	30	0.66	19	20 22 24 25 28 30 32 35 38
17	10BS17	69.11	30	0.73	19	20 22 24 25 28 30 32 35 38
18	10BS18	73.14	30	0.86	19	20 22 24 25 28 30 32 35 38 40 42
19	10BS19	77.16	30	0.91	19	20 22 24 25 28 30 32 35 38 40 42
20	10BS20	81.19	30	0.95	19	20 22 24 25 28 30 32 35 38 40 42
21	10BS21	85.22	30	1.02	19	20 22 24 25 28 30 32 35 38 40 42
22	10BS22	89.24	30	1.09	19	20 22 24 25 28 30 32 35 38 40 42
23	10BS23	93.27	30	1.13	19	20 22 24 25 28 30 32 35 38 40 42
24	10BS24	97.29	30	1.36	19	20 22 24 25 28 30 32 35 38 40 42

* Keyway with Setscrew at 90 deg
 Hub diameters vary to suit different Bore Sizes.

KEYWAY IS ON CENTER LINE OF TOOTH.



How to order: Add prefix 'R544-' to catalog number followed by '-bore size'. Example: R544-06BS10-16

These sprockets are also available in stock bores without keyway & setscrew.

How to order: Add prefix 'R544-' to catalog number followed by '-MPB'. Example: R544-06BS10-MPB

12B

Stock Bored-to-Size

CHAIN DATA:

BS 228/13

ISO 12B-1

PITCH: 19.05 mm (0.750 IN.)

ROLLER DIAMETER: 12.07 mm (0.475 IN.)

ROLLER WIDTH: 11.68 mm (0.460 IN.)

DIN 8180/8187

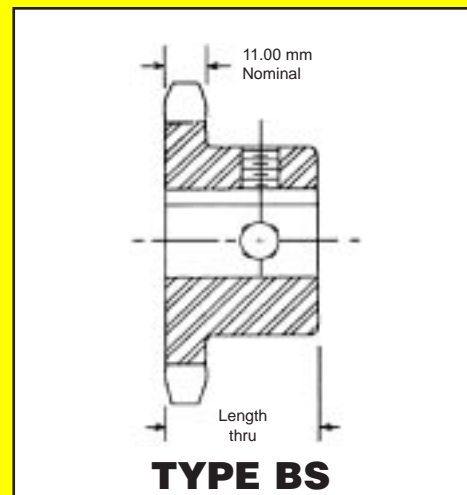
12B-1 CHAIN

19.05 mm (3/4") PITCH

No. Teeth	Catalog Number	Outside Diameter (mm)	Length Thru Bore	Weight kg (Apx.)	Stock Finished Bores (mm) Includes Keyway and Setscrew
10	12BS10	61.64	30	0.32	19 20 22 24 25 28 30 32
11	12BS11	67.61	35	0.41	19 20 22 24 25 28 30 32
12	12BS12	73.61	35	0.59	19 20 22 24 25 28 30 32 35 38
13	12BS13	79.59	35	0.59	19 20 22 24 25 28 30 32 35 38
14	12BS14	85.61	35	0.73	19 20 22 24 25 28 30 32 35 38 40
15	12BS15	91.63	35	0.77	19 20 22 24 25 28 30 32 35 38 40
16	12BS16	97.65	35	0.95	19 20 22 24 25 28 30 32 35 38 40
17	12BS17	103.67	35	1.09	25 28 30 32 35 38 40 42
18	12BS18	109.71	35	1.18	25 28 30 32 35 38 40 42
19	12BS19	115.75	35	1.54	25 28 30 32 35 38 40 42 45 48 50
20	12BS20	121.78	35	1.77	25 28 30 32 35 38 40 42 45 48 50
21	12BS21	127.82	40	2.00	25 28 30 32 35 38 40 42 45 48 50
22	12BS22	133.86	40	2.13	25 28 30 32 35 38 40 42 45 48 50
23	12BS23	139.90	40	2.27	25 28 30 32 35 38 40 42 45 48 50
24	12BS24	145.94	40	2.40	25 28 30 32 35 38 40 42 45 48 50
25	12BS25	152.00	40	2.45	25 28 30 32 35 38 40 42 45 48 50

Hub diameters vary to suit different Bore Sizes.

KEYWAY IS ON CENTER LINE OF TOOTH.



How to order: Add prefix 'R544-' to catalog number followed by '-bore size'. Example: R544-06BS10-16

These sprockets are also available in stock bores without keyway & setscrew.

How to order: Add prefix 'R544-' to catalog number followed by '-MPB'. Example: R544-06BS10-MPB

16B

Stock Bored-to-Size

CHAIN DATA:

BS 228/15

ISO 16B-1

PITCH: 25.4 mm (1.000 IN.)

ROLLER DIAMETER: 15.88 mm (0.625 IN.)

ROLLER WIDTH: 17.02 mm (0.670 IN.)

DIN 8180/8187

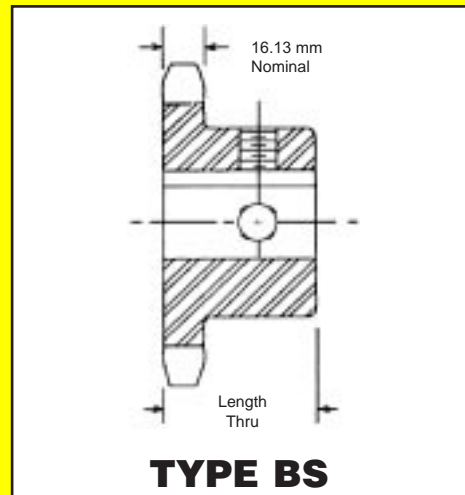
16B-1 CHAIN

25.40 mm (1") PITCH

No. Teeth	Catalog Number	Outside Diameter (mm)	Length Thru Bore	Weight kg (Apx.)	Stock Finished Bores (mm) Includes Keyway and Setscrew										
11	16BS11	90.14	40	0.82	25	28	30	32	35	38	40	42			
12	16BS12	98.14	40	1.36	25	28	30	32	35	38	40	42			
13	16BS13	106.12	40	1.59	25	28	30	32	35	38	40	42	45	48	50
14	16BS14	114.15	40	1.86	25	28	30	32	35	38	40	42	45	48	50
15	16BS15	122.17	40	2.36	25	28	30	32	35	38	40	42	45	48	50
16	16BS16	130.20	45	2.49	25	28	30	32	35	38	40	42	45	48	50
17	16BS17	138.22	45	2.72	25	28	30	32	35	38	40	42	45	48	50
18	16BS18	146.28	45	2.95	25	28	30	32	35	38	40	42	45	48	50
19	16BS19	154.33	45	3.18	25	28	30	32	35	38	40	42	45	48	50
20	16BS20	162.38	45	3.63	25	28	30	32	35	38	40	42	45	48	50
21	16BS21	170.43	50	4.04	25	28	30	32	35	38	40	42	45	48	50
22	16BS22	178.48	50	4.31	25	28	30	32	35	38	40	42	45	48	50
23	16BS23	186.53	50	4.63	25	28	30	32	35	38	40	42	45	48	50
24	16BS24	194.59	50	4.90	25	28	30	32	35	38	40	42	45	48	50
25	16BS25	202.66	50	5.17	25	28	30	32	35	38	40	42	45	48	50

Hub diameters vary to suit different Bore Sizes.

KEYWAY IS ON CENTER LINE OF TOOTH.



How to order: Add prefix 'R544-' to catalog number followed by '-bore size'. Example: R544-06BS10-16

These sprockets are also available in stock bores without keyway & setscrew.

How to order: Add prefix 'R544-' to catalog number followed by '-MPB'. Example: R544-06BS10-MPB

20B

Stock Bored-to-Size

CHAIN DATA:

BS 228/17

ISO 20B-1

PITCH: 31.75 mm (1.250 IN.)

ROLLER DIAMETER: 19.05 mm (0.750 IN.)

ROLLER WIDTH: 19.56 mm (0.770 IN.)

DIN 8180/8187

20B-1 CHAIN

31.75 mm (1-1/8") PITCH

No. Teeth	Catalog Number	Outside Diameter (mm)	Length Thru Bore	Weight kg (Apx.)	Stock Finished Bores (mm)												
					Includes Keyway and Setscrew												
9	20SB09	92.84	40	1.36	25	30	32	35	38								
10	20BS10	102.74	40	1.77	25	30	32	35	38								
11	20BS11	112.68	45	2.22	25	30	32	35	38	45	50	60					
12	20BS12	122.68	45	2.72	25	30	32	35	38	45	50	60					
13	20BS13	132.65	45	2.81	25	30	32	35	38	45	50	60					
14	20BS14	142.68	45	2.99			32	35	38	45	50	60					
15	20BS15	152.72	45	3.81			32	35	38	45	50	60					
16	20BS16	162.75	50	4.08					38	45	50	60	65	70			
17	20BS17	172.78	50	4.49					38	45	50	60	65	70			
18	20BS18	182.85	50	4.81					38	45	50	60	65	70			
19	20BS19	192.91	50	5.49					38	45	50	60	65	70			
20	20BS20	202.98	50	5.99					38	45	50	60	65	70			

Hub diameters vary to suit different Bore Sizes.

KEYWAY IS ON CENTER LINE OF TOOTH.

