

New version of stainless steel compact valves

1. General

SERTO continually strives to improve its products and periodically analyses the profitability and market attractiveness of product ranges. In the course of these efforts, we have modified our line of compact valves and have realised several improvements.

2. What stays the same

- **Compact design**

The highly valued compact design has been retained.

- **Pressure and application parameters**

The operating pressures and temperatures have not been changed.

- **Range of products**

The large range of products has been maintained as best possible.

- **Overall dimensions**

The overall dimensions, primarily the z-dimension, remain unchanged. This ensures a smooth transition.

- **Prices**

Prices will not be changed.

3. What is new

- **Form and version of base bodies**

The base bodies are now made of forgings, which means the material quality is improved in regard to pressure resistance and leak tightness (permeation). Important: the operating pressures have not changed as a result!

- **Connection sizes < 4 mm discontinued**

It has become apparent that these products are rarely requested or not at all.

- **New dimensions**

In keeping with our efforts towards standardization, a few dimensions which are not relevant to the function have been modified. The reason is that some versions have been changed to reduction compression ferrules.

- **New fine-regulating version**


In accordance with the wishes of the market, we will be adding a fine-regulating version to our programme. These products will be launched toward the end of 2009.

4. Replacement process

The new version will be gradually introduced. We reckon that the first articles with the new base bodies will be ready for dispatch by autumn 2009. The old version will only be available as a special part as soon as the changeover has been completed, with the respective requirements regarding order quantities (min. 100 pcs.) and invoicing of the additional costs incurred.

5. Enclosure : Overview of modifications

5.1. New base body



MODIFICATION NOTE

Stainless steel valves

5.2. Product range and dimensional changes

Reguliertventil

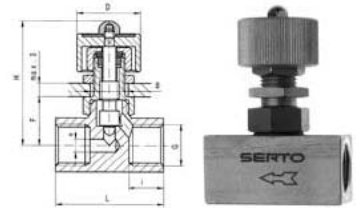
mit Innengewinde

Robinet de réglage

avec filetage femelle

Regulating valve

with female thread



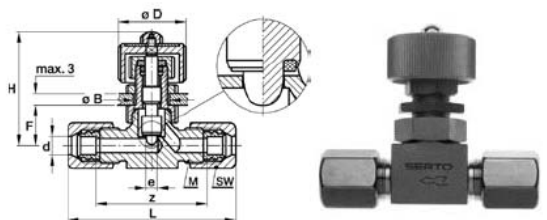
SO NV 51A00

Type -G,	Mat.-Nr. (Alt)	Red.	Mat.-Nr. (Neu)	bar	L	B	D	F		H		i	e		kv	kg/10	
								(alt)	(neu)	(alt)	(neu)		(alt)	(neu)		(alt)	(neu)
SO NV 51A00-1/8-1/8	068.0041.020		068.0001.020	100	32	10	20	13.5	14.5	40	37	10	3.5	4	3.5	0.520	0.490
SO NV 51A00-1/4-1/4	068.0041.040		068.0001.040	100	34	10	20	15.5	16.5	42	39	11	3.5	4	3.5	0.810	0.780
SO NV 51A00-3/8-3/8	068.0041.060		068.0001.060	64	46	14.5	32	21	22.5	67	52	12	7	-	10.5	1.850	1.720

Reguliertventil

Robinet de réglage

Regulating valve



SO NV 51A21

Type -d,	Mat.-Nr. (Alt)		Mat.-Nr. (Neu)	bar	M (alt)		SW (alt)		L (alt)		B	D	F (alt)		H (alt)		z (alt)		e (alt)		kv	kg/10 (alt)	
					(alt)	(neu)	(alt)	(neu)	(alt)	(neu)			(alt)	(neu)	(alt)	(neu)	(alt)	(neu)	(alt)	(neu)		(alt)	(neu)
<i>Für metrische Rohre</i>	<i>Pour tubes métriques</i>																						
SO NV 51A21-2-2	068.0000.020			400	6 x		8		37		40	20	42.5		38.5		30	2.2		4.8	0.460		
SO NV 51A21-3-3	068.0000.030			400	6 x		8		39		40	20	42.5		38.5		30	2.2		4.8	0.460		
SO NV 51A21-4-4	068.0000.040	red 6-4	068.0011.040	100	8 x 1	M10x1	10	12	46	50	10	20	13	13.5	39	36	34		3.5	-	3	0.560	0.690
SO NV 51A21-5-5	068.0000.050	red 6-5	068.0011.050	100	8 x 1	M10x1	10	12	47	50	10	20	13	13.5	39	36	34		3.5	-	3.2	0.560	0.680
SO NV 51A21-6-6	068.0000.060		068.0011.060	100	10 x 1	-	12	-	49	50	10	20	13	13.5	39	36	34		3.5	-	3.5	0.630	0.650
SO NV 51A21-8-8	068.0000.080		068.0011.080	100	12 x 1	-	14	-	53	54	10	20	14.5	-	41	37	37	37.5	3.5	-	3.5	0.790	0.820
SO NV 51A21-10-10	068.0000.100		068.0011.100	64	14 x 1	-	17	-	67	70	14.5	32	21	21.5	55	51	47	47.5	7	-	10.5	1.930	1.900
SO NV 51A21-12-12	068.0000.120		068.0011.120	64	16 x 1	-	19	-	69	72	14.5	32	21	-	55	50.5	47	47.5	7	-	12.5	1.990	2.000
Q SO NV 51A21-14-14	068.0000.140		068.0011.140	64	20 x	-	24	-	79	80	14.5	32	21	22	55	51.5	52	51.5	7	-	12.5	2.650	3.000
SO NV 51A21-15-15	068.0000.150		068.0011.150	64	20 x	-	24	-	79	79	14.5	32	21	22	55	51.5	52	51.5	7	-	12.5	2.600	2.950
<i>Für Zollrohre</i>	<i>Pour tubes pouces</i>	<i>For inch tubes</i>																					
SO NV 51A21-6,35-6,35	068.0000.063		068.0011.063	100	10 x 1	-	12	-	49	50.5	10	20	13	13.5	39	36	34	34.5	3.5	-	0.63	0.630	0.650
SO NV 51A21-9,52-9,52	068.0000.095		068.0011.095	64	14 x 1	-	17	-	67	69	14.5	32	21	-	55	50.5	47	47.5	10.5	7	1.93	1.930	1.890
SO NV 51A21-12,7-12,7	068.0000.127		068.0011.127	64	20 x 1.5	-	24	-	79	-	14.5	32	21	22	55	51.5	52	-	12.5	7	2.7	2.700	2.910
Q SO NV 51A21-13,5-13,5	068.0000.135		068.0011.135	64	20 x 1.5	-	24	-	79	80	14.5	32	21	22	55	51.5	52	-	12.5	7	2.67	2.670	3.000

neu (Mat.Nr. Abmessung)
nur noch solange Vorrat

nouveau (Mat.Nr. dimension)
produit en fin de vie

new (part.no / dimension)
phase out item

MODIFICATION NOTE

Stainless steel valves

Reguliertventil

mit Übergangsmuffe SO 50030

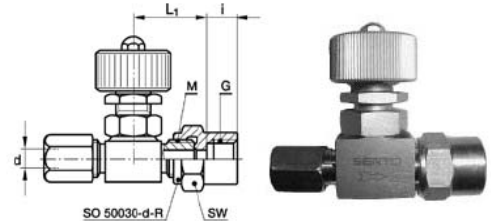
Robinet de réglage

avec adaptateur femelle SO 50030

Regulating valve

with female adaptor SO 50030

SO NV 51A30



Type -d-G	Mat.-Nr. (Alt)		Mat.-Nr. (Neu)	bar	M	SW	L1		i	kg/10	
<i>Für metrische Rohre</i>	<i>Pour tubes metriques</i>						(alt)	(neu)		(alt)	(neu)
SO NV 51A30-4-1/8	068.0301.060	red 6-4	068.0012.060	100	10 x 1	14	30	20	10	0.750	0.740
SO NV 51A30-5-1/8	068.0301.082	red 6-5	068.0012.082	100	10 x 1	14	30	20	10	0.740	-
SO NV 51A30-6-1/8	068.0301.100		068.0012.100	100	10 x 1	14	30	20	10	0.730	0.720
SO NV 51A30-6-1/4	068.0301.110		068.0012.110	100	10 x 1	17	32.5	20	11	1.100	0.810
SO NV 51A30-8-1/8	068.0301.160		068.0012.160	100	12 x 1	17	31.5	21.5	10	0.940	0.960
SO NV 51A30-8-1/4	068.0301.170		068.0012.170	100	12 x 1	17	32.5	22.5	11	0.900	0.940
SO NV 51A30-8-3/8	068.0301.180		068.0012.180	64	12 x 1	22	38.5	21.5	12	2.180	1.200
SO NV 51A30-10-1/4	068.0301.270		068.0012.270	64	14 x 1	17	37.5	26.5	11	1.940	1.860
SO NV 51A30-10-3/8	068.0301.280		068.0012.280	64	14 x 1	22	38.5	26.5	12	2.160	2.100
SO NV 51A30-12-3/8	068.0301.390		068.0012.390	64	16 x 1	22	38.5	26.5	12	2.200	2.110
SO NV 51A30-12-1/2	068.0301.400		068.0012.400	64	16 x 1	27	43	26.5	14	2.890	2.430
SO NV 51A30-15-1/2	068.0301.534		068.0012.534	64	20 x 1.5	27	43	29.5	14	2.840	3.100
<i>Für Zollrohre</i>	<i>Pour tubes pouces</i>	<i>For inch tubes</i>									
SO NV 51A30-6,35-1/8	068.0301.135		068.0012.135	100	10 x 1	14	30	20	10	0.720	-
SO NV 51A30-9,52-1/4	068.0301.230		068.0012.230	64	14 x 1	17	37.5	26.5	11	2.000	1.860
SO NV 51A30-9,52-3/8	068.0301.235		068.0012.235	64	14 x 1	22	38.5	26.5	12	2.250	2.100
SO NV 51A30-12,7-1/2	068.0301.434		068.0012.434	64	20 x 1.5	27	43	29.5	14	2.880	3.070

neu (Mat.Nr. Abmessung)
nur noch solange Vorrat

nouveau (Mat.Nr. dimension)
produit en fin de vie

new (part.no / dimension)
phase out item

MODIFICATION NOTE

Stainless steel valves

Reguliertventil

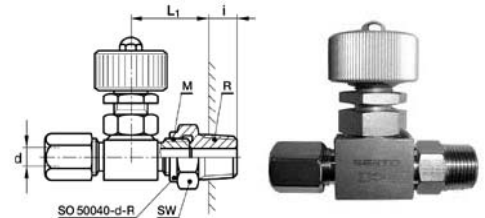
mit Übergangsnippel SO 50040

Robinet de réglage

avec adaptateur mâle SO 50040

Regulating valve

with male adaptor SO 50040



SO NV 51A40

Type-d-R	Mat.-Nr. (alt)		Mat.-Nr. (neu)	bar	M	SW	L1	i	kg/10					
					(alt)	(neu)	(alt)	(neu)	(alt)	(neu)				
<i>Für metrische Rohre</i>	<i>Pour tubes métriques</i>	<i>For metric tubes</i>												
<i>R=Rohrgewinde (kegelig)</i>														
SO NV 51A40-3-1/8	068.0401.040			400	8 x 1		40	20.5	6.5	0.600				
SO NV 51A40-4-1/8	068.0401.060	red 6-4	068.0014.060	100	8 x 1	10x1	10	12	20.5	-	6.5	-	0.590	0.660
SO NV 51A40-4-1/4	068.0401.065	red 6-4	068.0014.065	100	10 x 1	-	14	-	21.5	-	10	9.5	0.850	0.770
SO NV 51A40-5-1/8	068.0401.082	red 6-5	068.0014.082	100	8 x 1	10x1	10	12	20.5	-	6.5	-	0.590	0.660
SO NV 51A40-5-1/4	068.0401.084	red 6-5	068.0014.084	100	10 x 1	-	14	-	21.5	-	10	9.5	0.800	0.770
SO NV 51A40-6-1/8	068.0401.100		068.0014.100	100	10 x 1	-	10	12	20.5	-	6.5	-	0.650	0.640
SO NV 51A40-6-1/4	068.0401.110		068.0014.110	100	10 x 1	-	14	-	21.5	-	10	9.5	0.750	-
SO NV 51A40-8-1/8	068.0401.160		068.0014.160	100	12 x 1	-	10	14	22	-	6.5	-	0.790	-
SO NV 51A40-8-1/4	068.0401.170		068.0014.170	100	12 x 1	-	14	-	23	-	10	9.5	0.830	0.850
SO NV 51A40-8-3/8	068.0401.180		068.0014.180	64	12 x 1	-	17	-	27.5	22.5	10	-	2.000	1.000
SO NV 51A40-8-1/2	068.0401.185		068.0014.185	64	12 x 1	-	22	-	25.5	23.5	13	-	2.240	1.220
SO NV 51A40-10-1/4	068.0401.270		068.0014.270	64	14 x 1	-	17	-	27.5	28	10	9.5	1.910	1.830
SO NV 51A40-10-3/8	068.0401.280		068.0014.280	64	14 x 1	-	17	-	27.5	-	10	-	1.980	1.910
SO NV 51A40-10-1/2	068.0401.285		068.0014.285	64	14 x 1	-	22	-	25.5	-	13	-	2.220	2.170
SO NV 51A40-12-1/4	068.0401.380		068.0014.380	64	16 x 1	-	19	-	28.5	29	10	9.5	1.960	1.930
SO NV 51A40-12-3/8	068.0401.390		068.0014.390	64	16 x 1	-	19	-	27.5	-	10	-	1.990	1.950
SO NV 51A40-12-1/2	068.0401.400		068.0014.400	64	16 x 1	-	22	-	26.5	28.5	13	-	2.250	2.230
SO NV 51A40-15-1/2	068.0401.534		068.0014.534	64	20 x 1.5	-	24	-	30	30.5	13	-	2.590	2.850
<i>Für Zollrohre</i>	<i>Pour tubes pouces</i>	<i>For inch tubes</i>												
SO NV 51A40-6.35-1/8	068.0401.135		068.0014.135	100	10 x 1	-	10	12	20.5	-	6.5	-	0.650	0.650
SO NV 51A40-6.35-1/4	068.0401.140		068.0014.140	100	10 x 1	-	14	-	21.5	-	10	9.5	0.750	0.760
SO NV 51A40-9.52-1/4	068.0401.230		068.0014.230	64	14 x 1	-	17	-	27.5	28	10	9.5	1.920	1.830
SO NV 51A40-9.52-3/8	068.0401.235		068.0014.235	64	14 x 1	-	17	-	27.5	-	10	-	1.990	1.910
SO NV 51A40-9.52-1/2	068.0401.240		068.0014.240	64	14 x 1	-	22	-	25.5	-	13	-	1.230	2.160
SO NV 51A40-12.7-1/2	068.0401.434		068.0014.434	64	20 x 1.5	-	24	-	30	30.5	13	-	2.630	2.840

Reguliertventil METR

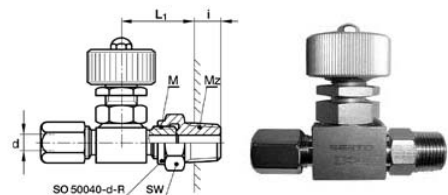
mit Übergangsnippel SO 50040

Robinet de réglage METR

avec adaptateur mâle SO 50040

Regulating valve METR

with male adaptor SO 50040



SO NV 51A40 METR

Type-d-Mz	Mat.-Nr.	bar	M	SW	L1	i	kg/10
<i>Für metrische Rohre</i>	<i>Pour tubes métriques</i>	<i>For metric tubes</i>					
SO NV 51A40 3-M6x0,75	068.0403.055	100	8 x 1	40	20.5	4.5	0.58
SO NV 51A40 4-M6x0,75	068.0403.085	100	8 x 1	40	20.5	4.5	0.56
SO NV 51A40 4-M8x1	068.0403.090	100	8 x 1	40	20	7	0.57
SO NV 51A40 5-M6x0,75	068.0403.115	100	8 x 1	40	20.5	4.5	0.56
SO NV 51A40 5-M8x1	068.0403.125	100	8 x 1	40	20	7	0.57

neu (Mat.Nr. Abmessung)
nur noch solange Vorrat

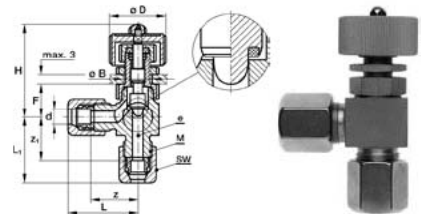
nouveau (Mat.Nr. dimension)
produit en fin de vie

new (part.no / dimension)
phase out item

MODIFICATION NOTE

Stainless steel valves

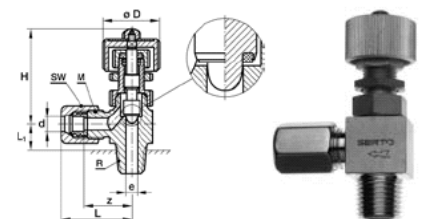
Regulier-Eckventil
Robinet-équerre de réglage
Elbow regulating valve



SO NV 51A21E

Type-d	Mat.-Nr. (alt)	Mat.-Nr. (neu)	bar	M		SW		L		L1		D		H		z		z1		e		kv		kg/10	
				(alt)	(neu)	(alt)	(neu)	(alt)	(neu)	(alt)	(neu)	(alt)	(neu)	(alt)	(neu)	(alt)	(neu)	(alt)	(neu)	(alt)	(neu)	(alt)	(neu)	(alt)	(neu)
Für metrische Rohre	Pour tubes métriques	For metric tubes																							
SO NV 51A21E-2-2	068.4000.020		100	6 x 0.75	8	8	18.5	13.5	20	38.5	14.5	?	2.2	1.8	0.500										
SO NV 51A21E-3-3	068.4000.030		100	6 x 0.75	8	8	20	15	20	38.5	15	?	2.2	1.8	0.550										
SO NV 51A21E-4-4	068.4000.040	red 6-4	068.0020.040	100	8 x 1	M10x1	10	12	24.5	25	21.5	22.5	20	39	36	17	?	14.5	3.5	4.5	4.5	0.630	0.660		
SO NV 51A21E-5-5	068.4000.050	red 6-4	068.0020.050	100	8 x 1	M10x1	10	12	24.5	25	21.5	22.5	20	39	36	17	?	14.5	3.5	4.5	4.5	0.620	0.660		
SO NV 51A21E-6-6	068.4000.060		068.0020.060	100	10 x 1	-	12	-	24.5	25	21.5	22.5	20	39	36	17	?	14.5	3.5	4.5	4.5	0.610	0.630		
SO NV 51A21E-8-8	068.4000.080	red 10-8	068.0020.080	64	12 x 1	M14x1	14	17	26.5	35	24.5	28.5	20	41	51	18.5	24	?	17.5	3.5	8	4.5	0.760	1.830	
SO NV 51A21E-10-10	068.4000.100		068.0020.100	64	14 x 1	M14x1	17	17	33.5	35	27	28.5	32	55	51	23.5	23.5	?	17	7	8	12.5	1.890	1.760	
SO NV 51A21E-12-12	068.4000.120		068.0020.120	64	16 x 1	-	24	19	39	36	35.5	30.5	32	55	51	25.5	23.5	?	18	7	10	12.5	2.670	1.880	
SO NV 51A21E-15-15	068.4000.150			64	20 x 1.5	-	24	39	39	36.5			32	55		25.5		?	7		12.5	2.640			
Für Zollrohre	Pour tubes pouces	For inch tubes																?							
SO NV 51A21E-6,35-6,35	068.4000.063		068.0020.063	100	10 x 1	-	12	-	24.5	25	21.5	22.5	20	39	36	17	17	?	14.5	3.5	4.5	4.5	0.610	0.630	
SO NV 51A21E-9,52-9,52	068.4000.095	red 10-9.5	068.0020.095	64	14 x 1	M14x1	17	17	33.5	34.5	27	28	32	55	51	23.5	-	?	17	7	8	12.5	1.890	1.790	
SO NV 51A21E-12,7-12,7	068.4000.127			64	20 x 1.5	-	24	39	39	36.5			32	55		25.5		?	7		12.5	2.650			

Regulier-Eckventil
mit einschraubgewinde
Robinet-équerre de réglage
avec filetage mâle
Elbow regulating valve
with male thread



SO NV 51A21EB

Type-d-R	Mat.-Nr. (alt)	Mat.-Nr. (neu)	bar	M		SW		L		L1		H		z		e		kv	kg/10					
				(alt)	(neu)	(alt)	(neu)	(alt)	(neu)	(alt)	(neu)	(alt)	(neu)	(alt)	(neu)	(alt)	(neu)							
Für metrische Rohre	Pour tubes métriques	For metric tubes																						
SO NV 51A21EB-4-1/8	068.4001.060	red 6-4	068.0021.060	100	10 x 1	12	24.5	25	9	8	39	36	17	-	3.5	4	3	0.590	0.570					
SO NV 51A21EB-5-1/8	068.4001.082	red 6-5	068.0021.082	100	10 x 1	12	24.5	25	9	8	39	36	17	-	3.5	4	3.2	0.580	0.560					
SO NV 51A21EB-6-1/8	068.4001.100		068.0021.100	100	10 x 1	12	24.5	25	9	8	39	36	17	-	3.5	4	3.5	0.570	0.550					
SO NV 51A21EB-6-1/4	068.4001.110	red 8-6	068.0021.110	100	12 x 1	14	26.5	27	10.5	12	41	36	18.5	19	3.5	8	3.5	0.700	0.670					
SO NV 51A21EB-8-1/4	068.4001.170		068.0021.170	100	12 x 1	14	26.5	27	10.5	12	41	36	18.5	18	3.5	8	3.5	0.740	0.640					
SO NV 51A21EB-10-3/8	068.4001.280		068.0021.280	64	14 x 1	17	33.5	35	12	-	55	51	23.5	23	7	10	10.5	1.750	1.630					
SO NV 51A21EB-12-3/8	068.4001.390		068.0021.390	64	16 x 1	19	39	36	12	14	55	51	25.5	23	7	10	12.5	1.960	1.720					
SO NV 51A21EB-15-1/2	068.4001.534			64	20 x 1.5	24	39	36	14	16	55	51	25.5	23	7	10	12.5	1.960	1.720					
Für Zollrohre	Pour tubes pouces																							
SO NV 51A21EB-6,35-1/8	068.4001.135		068.0021.135	100	10 x 1	12	24.5	25	9	8	39	36	17	17	3.5	4	3.5	0.570	0.550					
SO NV 51A21EB-9,52-3/8	068.4001.235		068.0021.235	64	14 x 1	17	33.5	34.5	12	-	55	51	23.5	-	7	10	10.5	1.750	1.650					
SO NV 51A21EB-12,7-1/2	068.4001.434			64	20 x 1.5	24	39	36	14	16	55	51	25.5	23	7	10	12.5	1.960	1.720					

neu (Mat.Nr. Abmessung)
nur noch solange Vorrat

nouveau (Mat.Nr. dimension)
produit en fin de vie

new (part.no / dimension)
phase out item

MODIFICATION NOTE

Stainless steel valves

Regulier-Eckventil

mit Übergangsmuffe SO 50030

Robinet-équerre de réglage

avec adaptateur femelle SO 50030

Elbow regulating valve

with female adaptor SO 50030



SO NV 51A30E

Type -d -G	Mat.-Nr. (alt)		Mat.-Nr. (neu)	bar	M		SW	L1		i	kg/10	
					(alt)	(neu)		(alt)	(neu)		(alt)	(neu)
<i>Fur metrische Rohre</i>	<i>Pour tubes metrique</i>	<i>For metric tubes</i>										
SO NV 51A30E-4-1/8	068.4301.060	red 6-4	068.0022.060	100	10 x 1	-	14	17.5	-	10	0.740	0.710
SO NV 51A30E-5-1/8	068.4301.082	red 6-5	068.0022.082	100	10 x 1	-	14	17.5	-	10	0.730	0.710
SO NV 51A30E-6-1/8	068.4301.100		068.0022.100	100	10 x 1	-	14	17.5	-	10	0.720	0.700
SO NV 51A30E-8-1/4	068.4301.170	red 10-8	068.0022.170	64	12 x 1	M14x1	17	19.5	20	11	0.820	1.780
SO NV 51A30E-8-3/8	068.4301.180	red 10-8	068.0022.180	64	12 x 1	M14x1	22	19.5	20	12	1.040	2.010
SO NV 51A30E-10-1/4	068.4301.270		068.0022.270	64	14 x 1	-	17	20	-	11	0.800	1.750
SO NV 51A30E-10-3/8	068.4301.280		068.0022.280	64	14 x 1	-	22	20	-	12	1.020	1.970
SO NV 51A30E-12-1/2	068.4301.400		068.0022.400	64	16 x 1	-	27	26	21	14	3.350	2.330
SO NV 51A30E-15-1/2	068.4301.534			64	20 x 1.5	-	27	26		14	2.850	
<i>Fur Zollrohre</i>	<i>Pour tubes pouces</i>	<i>For inch tubes</i>										
SO NV 51A30E-6,35-1/8	068.4301.135		068.0022.135	100	10 x 1	-	14	17.5	-	10	0.710	0.690
SO NV 51A30E-9,52-1/4	068.4301.230		068.0022.230	64	14 x 1	-	17	20	-	11	0.860	1.760
SO NV 51A30E-9,52-3/8	068.4301.235		068.0022.235	64	14 x 1	-	22	20	-	12	1.100	2.000
SO NV 51A30E-12,7-1/2	068.4301.434			64	20 x 1.5	-	27	26		14	3.250	

Regulier-Eckventil

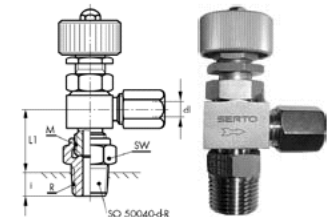
mit Übergangsnippel SO 50040

Robinet-équerre de réglage

avec adaptateur mâle SO 50040

Elbow regulating valve

with male adaptor SO 50040



SO NV 51A40E

Type -d -R	Mat.-Nr. (alt)		Mat.-Nr. (neu)	bar	M		SW (alt)	L1		i	kg/10	
<i>Fur metrische Rohre</i>	<i>Pour tubes metrique</i>	<i>For metric tubes</i>										
SO NV 51A40E-4-1/4	068.4401.065	red 6-4	068.0023.065	100	10 x 1	-	14	19.5	19	10	0.770	0.750
SO NV 51A40E-5-1/4	068.4401.084	red 6-5	068.0023.084	100	10 x 1	-	14	19.5	19	10	0.760	0.750
SO NV 51A40E-8-3/8	068.4401.180	red 10-8	068.0023.180	64	12 x 1	M14x1	17	20.5	21	10	0.860	1.830
SO NV 51A40E-8-1/2	068.4401.185	red 10-8	068.0023.185	64	12 x 1	M14x1	22	21.5	19	13	1.100	2.100
SO NV 51A40E-10-1/4	068.4401.270		068.0023.270	64	14 x 1	-	17	21.5	-	10	0.770	1.720
SO NV 51A40E-10-3/8	068.4401.280		068.0023.280	64	14 x 1	-	17	21	-	10	0.840	1.790
SO NV 51A40E-10-1/2	068.4401.285		068.0023.285	64	14 x 1	-	22	19	-	13	1.080	2.050
SO NV 51A40E-12-1/2	068.4401.400		068.0023.400	64	16 x 1	-	24	27	23	13	2.650	2.140
SO NV 51A40E-15-1/2	068.4401.534			64	20 x 1.5	-	24	27		13	2.600	
<i>Fur Zollrohre</i>	<i>Pour tubes pouces</i>	<i>For inch tubes</i>										
SO NV 51A40E-9,52-1/4	068.4401.230		068.0023.230	64	14 x 1	-	17	21.5	-	10	0.810	1.730
SO NV 51A40E-9,52-3/8	068.4401.235		068.0023.235	64	14 x 1	-	17	21	-	10	0.880	1.810
SO NV 51A40E-9,52-1/2	068.4401.240		068.0023.240	64	14 x 1	-	22	19	-	13	1.120	2.070
SO NV 51A40E-12,7-1/2	068.4401.434			64	20 x 1.5	-	24	27		13	2.640	

neu (Mat.Nr. Abmessung)
nur noch solange Vorrat

nouveau (Mat.Nr. dimension)
produit en fin de vie

new (part.no / dimension)
phase out item

MODIFICATION NOTE

Stainless steel valves

Regulier-Eckventil

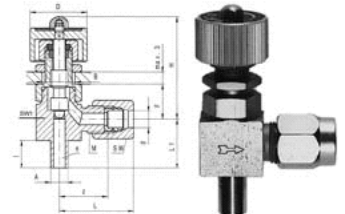
mit Einstellzapfen

Robinet-équerre de réglage

orientable

Elbow regulating valve

adjustable



SO NV 51A60EL

Type-d-A	Mat.-Nr.		Mat.Nr.neu	bar	M	SW	L	L1	D	H	z	e	kv	kg/10						
SO NV 51A60EL-4-A6	068.4500.045			400	40 x 1	42	24.5	47.5	20	39	47	3.5	3.5	0.550						
SO NV 51A60EL-5-A6	068.4500.053			400	40 x 1	42	24.5	47.5	20	39	47	3.5	3.5	0.550						
SO NV 51A60EL-6-A6	068.4500.060	red	068.0026.060	100	10 x 1	12	24.5	27.5	17.5	20.5	20	39	37	17	19.5	3.5	4	3.5	0.550	0.570
SO NV 51A60EL-8-A8	068.4500.080	red	068.0026.080	100	12 x 1	14	26.5	27	20.5	-	20	41	37	18.5	18.5	3.5	6	3.5	0.640	0.610



SW1	
alt	new
13	19
13	19
13	19
13	19